

**	.	*	*	*
dr.alsheikhly@yahoo.com	.	-	-	*
.	.	-	-	**
والتي تقع على خط	50			
2010	طول 43° 88' 80" شرقاً وشمال خط عرض 33° 27' 42"			
Split - Split	Typic Torrifluent			
(1- + 5)	(+) ()			
2- 3	With R.C.B.D			
30-0	.(Epan %50 %75 %100)			
.	3/1			
.	1- 10			
.	(+)			
.	.%50:50			
.	(100 60 ، 45)			
.	(Version 9)Surfer			
.	Epan %50			
.	(
%100	%11.4	%13.3	%16.5	10-10
% 50	%75	%100	10-10	Epan % 50 %75
.	(1- 10)			
.	%19.8	%23.8	%29.5	Epan

تاريخ استلام البحث 2011 / 10 / 3 .

تاريخ قبول النشر 2011 / 12 / 22 .

البحث مستل من أطروحة دكتوراه للباحث الثاني

Prathapar).
 (1996) Angueira Prieto (2000) Annandale (1999 Qureshi

(1996 Kirda)

(1996)Stenitzer

()

(1990 Hillel)

Lubana)

"

(2001 Narda

(1989)

(2006)

()

(2010,

(2004 APC)

(2010 Xu Dayong)

(+) ()

المواد وطرائق البحث

والتي تقع على خط طول

50

2010

43°88'80" شرقاً وشمال خط عرض 33°27'42"

" Typic Torrifluvent

Split -

(1975 Soil Survey Staff)

Split With R.C.B.D

(W₃ Epan %50 W₂ %75 W₁ %100)

3/1 (+ +)

(M₁) ((O₂¹⁻ . 10 O₁¹⁻ . 5 O₀))
 + (2 0.8 ×4) %50:50 (M₀)
 Desiree Solanum tuberosum L.
 " (1989) 25 10-8
 . 16
 .(1) 30-0
 page (1965 Black)
 (1958) Jackson pH (1982)
 ,(1965 Black) (1986) Klute 30-0
 . (1965 Black) CEC
 48 ()
 " " 30-20 , 20-10,10-0
 24 105
 (Version 9)Surfer .(1954) Richards "
 2010 20 .
 0.5×1.5×1.5 ()
 (2) .

جدول 1. بعض الصفات الفيزيائية والكيميائية لتربة الدراسة .

228	1-	
582	1-	
190	1-	
1.35	3-	
7.5		1:1 PH
2.5	1-	1:1 EC
5.3	1-	
24.2	1-	
42.9	%	
36.2	%	33
11.4	%	1500
24.9	%	

(3) %50:50 " (+)
 .(2003) 2- . 3

.2

322	335	298	310	249	265	1-	
24	14	27	18	25	23	1-	
13.4	23.9	11.0	17.2	9.9	11.5	----	C/N Ratio
9.6	8.8	7.9	6.8	13.3	10.5	1-	
25.1	17.2	31.2	16.1	20.4	9.8	1-	

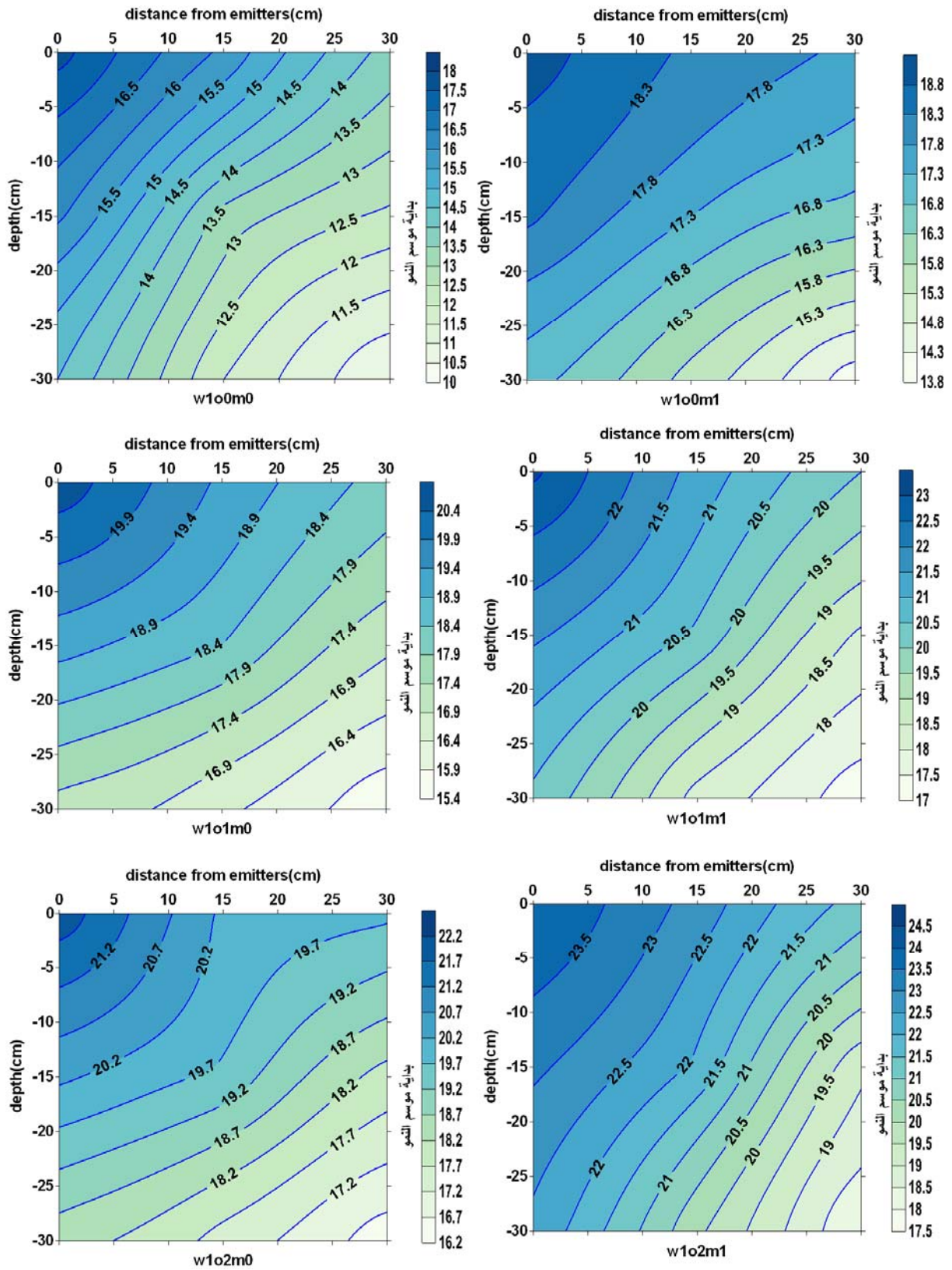
. 3

40*	ms/m	(1:5) EC
6.5	-----	(1:5) PH
100	mg.l ⁻¹	N
60	mg.l ⁻¹	P
300	mg.l ⁻¹	K

*

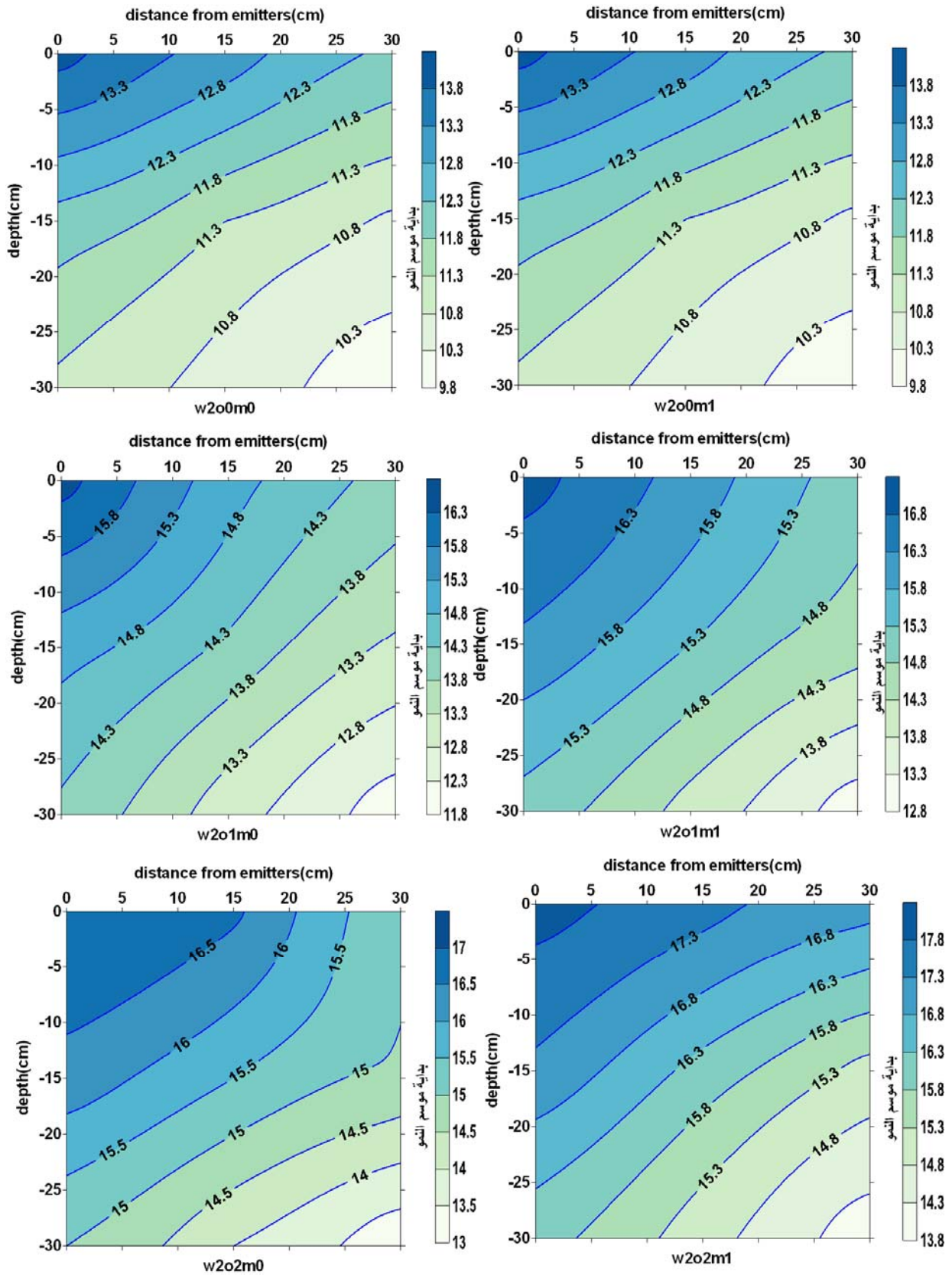
Epan	(3 2 1)		
	% 50	%75	%100
10-10	(O ₀ M ₀)		
Epan	% 50	%75	%100
	30	-20	
% 50	%75		Epan %100
			Epan 25
	(10)		
	()	+	()
(3 2,1)			(3 2,1
50	%75	%100	10-0
	%12.8	%13.3	18.3
			(O ₀ M ₀)
Epan	%100		Epan %
	.Epan	50%	75%
	(3 2 1)		(O ₁ M ₁)
23.5%	%23)		
% 50	%75	%100	(16.2% 14.8%) (17.3% 16.3%) (
			Epan
	10 -0		21.2% 19.9%
15.8%	14.3%		16.5% 15.8%
Epan	% 50	%75	%100
			6 5 4
	Epan	% 50	%75 %100
% 50	%75	%100	10-10
			%15.3 و %17.3 و %20.5
			Epan
()
(2006)	(2003)		1989)
			6 5 4

%23 و %20.3 و %18.2							
%20.5 و %18.3 و							
	Epan	30-30	10-10				
		% 50	%75	%100		%16.2	
	1-	5					
				(+)	
%28 و %22.6 و %18.9	10-10						
		%17.4 و %20.6 و %25	30-30				
				(¹⁻	10)		
	10-10	%18.8 و %21.3 و %28.5					
	% 50	%75	%100	30-30	%17.3 و %19.3 و %26		Epan
%29.5 و %23.8 و %19.8							
% 50	%75	%100	30-30	%17.8 و %21.8 و %27	10-10		
					Epan		



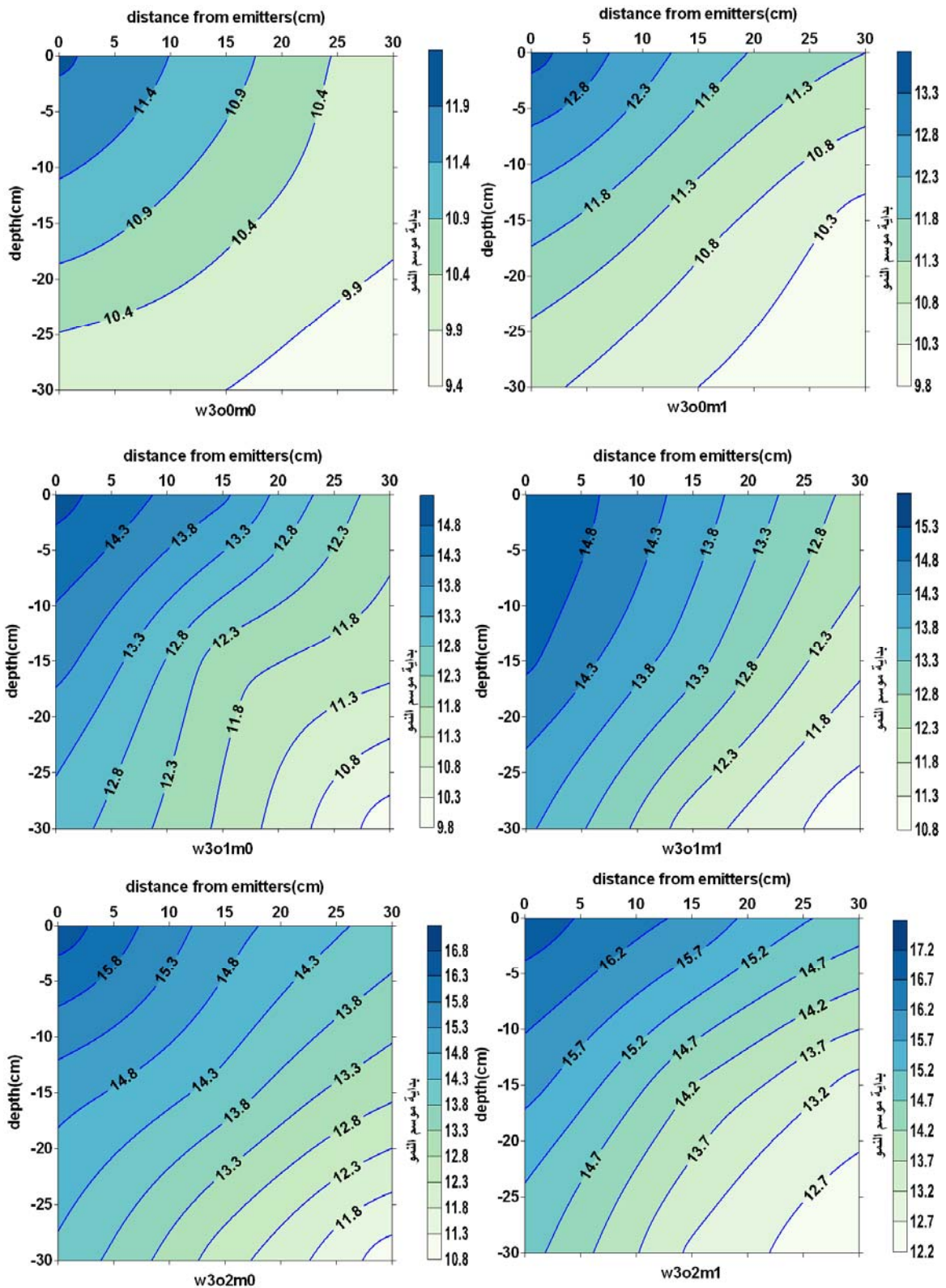
(Epan 100%)

.1



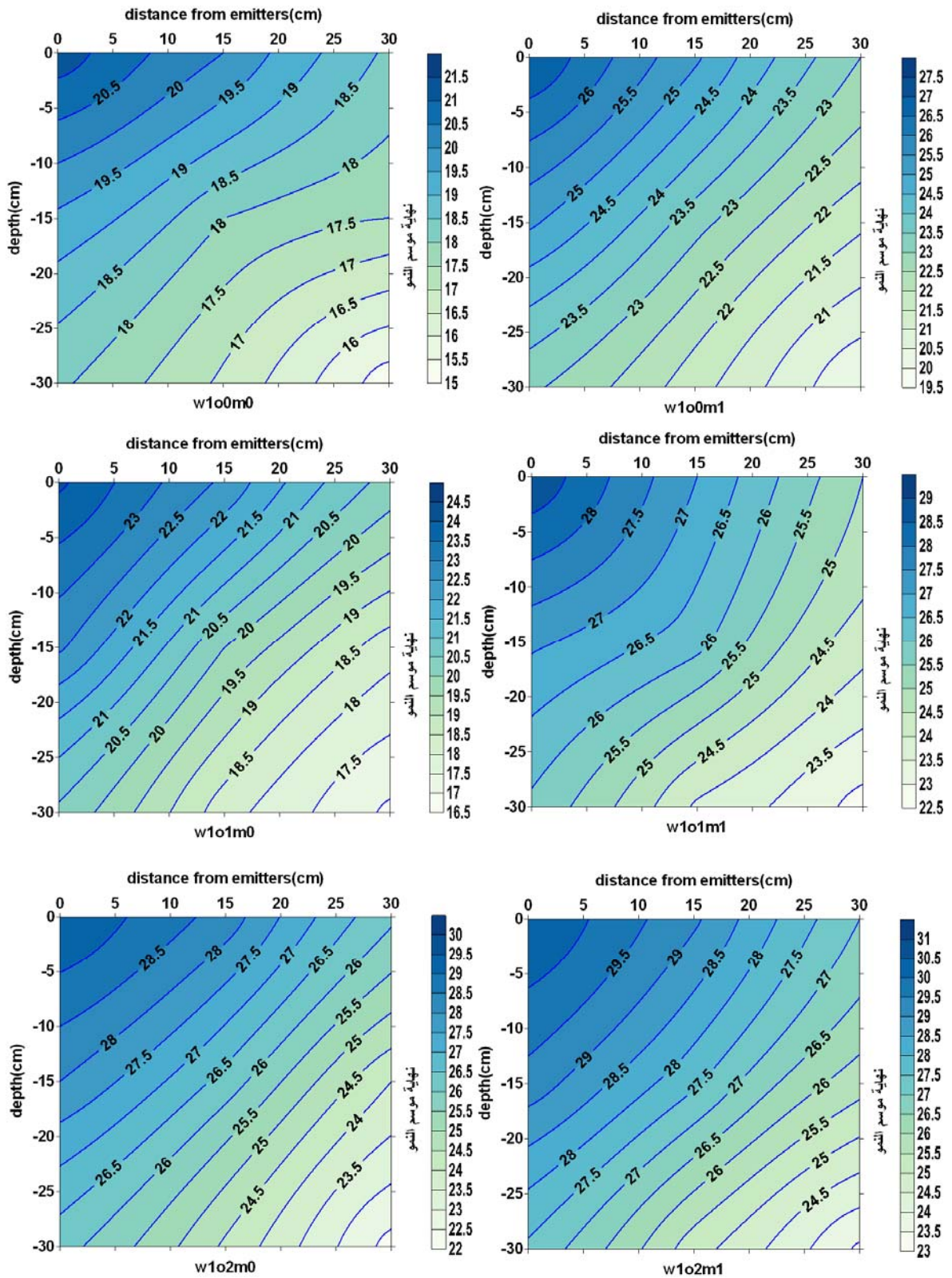
(Epan 75%)

.2



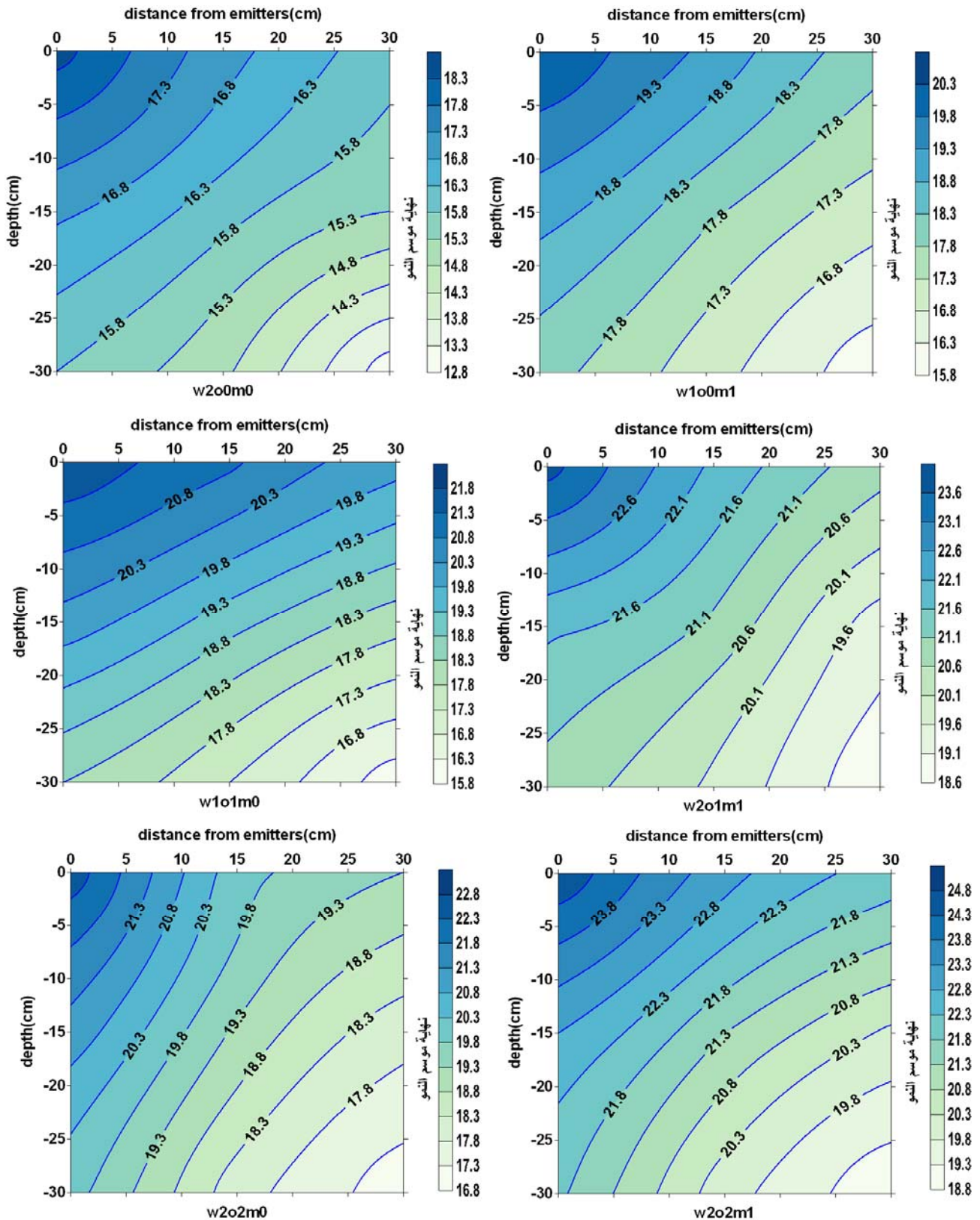
(Epan 50%)

3



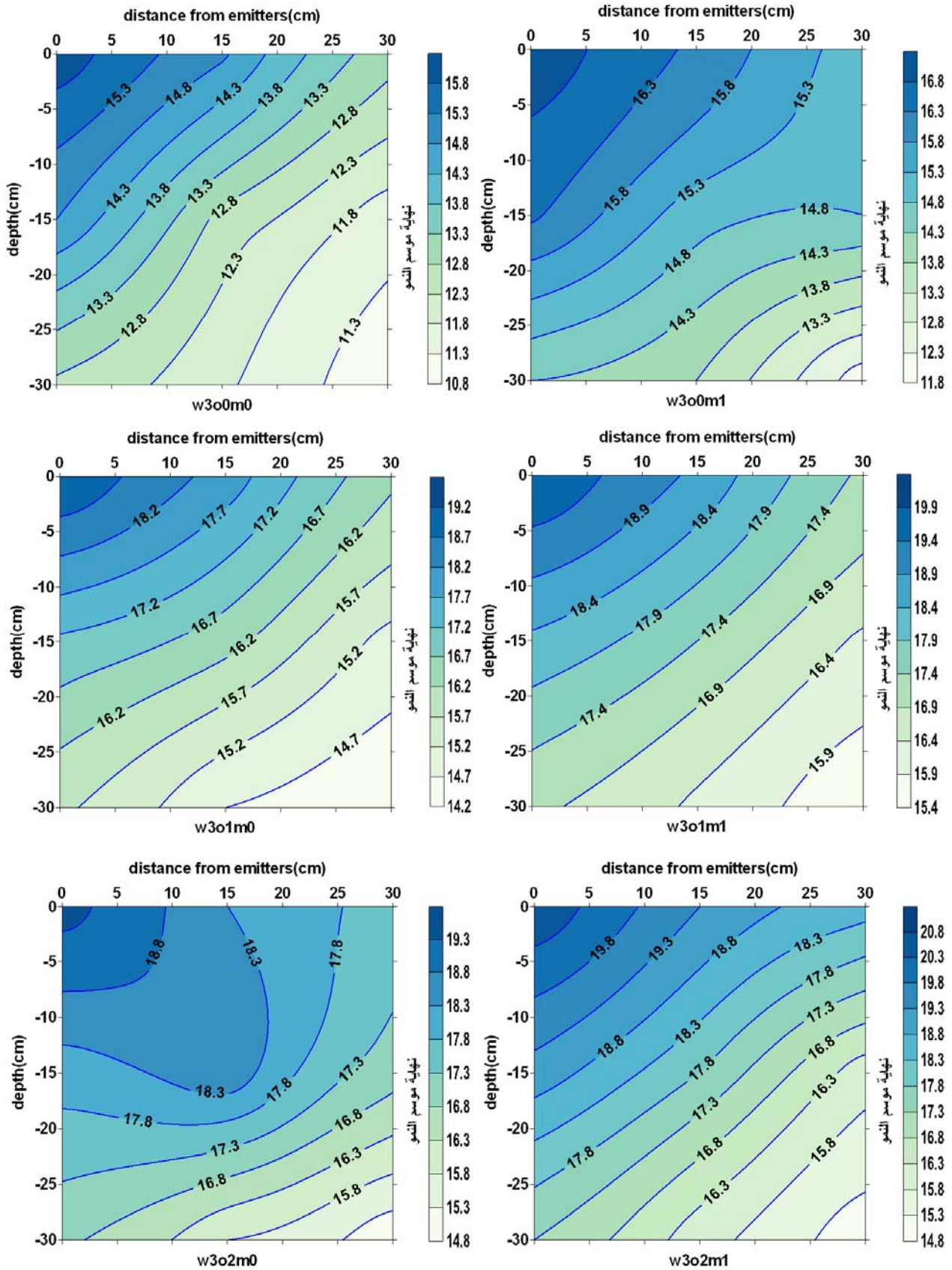
(Epan 100%)

4



(Epan 75%)

.5



(Epan 50%)

.6

. 2006 .

.1989.

. 2003.

Solanum tuberosum L.

.1989 .

.2010.

(*Solanum tuberosum* L.)

.118 -112:(1) 10.

Annandale, J.G., G.S. Campbell, F.C. Olivier and N.Z. Jovanovic. 2000. Predicting crop water uptake under full and deficit irrigation : An example using pea (*Pisum sativum* L. c.v. puget). *Irrig. Sci.* 19:65-72.

A.P.C. American Plastics council. 2004. The history of Plastics. American council. Alington. VA. www.amreicanplasticscouncil.org/benefits/aboutplastics/history.html.

Black, C. A. 1965. Methods of Soil Analysis. *Am. Soc. Agron.* No. 9 Part 1. Madison, Wisconsin. USA.

Hillel, D. 1990. Role of Irrigation in Agricultural System. Stewart, B. A. and D. R. Nielson (eds.). Irrigation of Agricultural Crops. ASA. CSSA. SSSA. Monograph, Madison was. PP: 5-29.

Jackson, M. L. 1958. Soil chemical analysis prentice, Inc. Englewood cliffs, N.

Kirda, C., R. Kanber, and K. Tulucu. 1996. Yield response of cotton, maize, soybean, sugarbeet, sunflower and wheat to deficit irrigation- In nuclear techniques to assess irrigation schedules for field crops. *IAEA. TECDOC.* 888: 131-138.

Klute , A. 1965. Laboratory measurement of hydraulic conductivity of saturated soil. In Black , C.A. *et al.*, (eds). Method of soil

- analysis . *Agron. Mono. No. 9 (1) : 253-261. Amer. Soc., Agron. Madison , Wisconsin , USA.*
- Lubana, P.P.S; and N.K. Narda . 2001. Modelling Soil water dynamics under trickle emitters (a review source). *J. Agric. Engin. Res. 78(3): 217-232.*
- Page, A, L., R.H Miller. and. D.R. Keeney (Eds). 1982. Methods of soil analysis. Part2. 2nd edition. Chemical& Microbiological properties. *Am. Soc. of Agr., S.S.S. Am. Inc. ,Madison, Wisconsin, USA.*
- Prathapar, S. A., and A. S. Qureshi. 1999. Modeling the effects of deficit irrigation on the soil salinity depth to water table and transpiration in semi-arid zones with Monsoon Rains. *Water Resources Development. Vol. 15. No. 1-2, 141 – 159.*
- Prieto,D.and C.Angueira 1996 .Water stress effect on different growing stage for cotton and its influence on yield reduction *In*:Nuclear Technique to Assess Irrigation Schedules for Field Crops ,pp.13-32,*IAEA TECDOC-888*,Vienna.
- Stenitzer, E. 1996. Irrigation scheduling with gypsum block in Austrian. In. Irrigation Scheduling From Theory to Practice Proceeding ICID/FAO workshop. Sept. 1995. Rome. Water Report No. 8, *FAO, Rome.*
- Soil Survey Staff. 1975. Soil Taxonomy basic system of soil classification for making and interpreting Soil Survey-USDA. Agriculture Hand Book No. 436.
- Xu Dayong. 2010.Effect of Water Hyacinth Mulch on Soil Temperature, Moisture and yield of Chinese Cabbage (*Brassica campestris* L.) in Shanghai Village .Institute of Aquatic Environment Integrated Rehabilitation College of Env.Sci. and Eng.,Tongji University ,Shanghai,PR China.

EFFECT OF ORGANIC MANURE AND MULCHING ON SOIL MOISTURE DISTRIBUTION UNDER DEFICIT DRIP IRRIGATION SYSTEM FOR POTATO.

Abdullah H. Al-Sheikhly*

Mohammed A.A. AL-Janaby**

*College of Agriculture- University of Baghdad - dr.alsheikhly@yahoo.com

**College of Agriculture- University of Diyala.

ABSTRACT

Field experiment was conducted in Al- mameer region 50 km west of Baghdad at east longitude $43^{\circ}88'80''$ and north latitude $33^{\circ}27'42''$ during autumn season 2010, The soil was classified as typical torrifluent that silt loam texture , to study the effect of organic manure(Animal residual) and soil mulching(peatmoss+wood excelsior) on moisture distribution under deficit drip irrigation. Split- split with R.C.B.D design was applied with three replications. The study includes three levels of deficit drip irrigation(100% , 75% ,and 50% from Epan. secondary treatment was included organic manure(sheep+cows+poultry) mixture percent 1/3 both of type with three levels(without organic manure,(5ton.ha⁻¹),and (10ton.ha⁻¹). where the sub secondary treatments included soil mulching with plant residual mixed from (peatmoss+wood excelsior) and without mulching .3 kg.m⁻² of plants residual was added mixture percent 50:50%.The distribution of moisture in soil treatments were measured in three stages during the growth season for potato yield after (45, 60,and100 day of planting) for the distance 0-30 cm in vertical and horizontal from the emitter. The graphs of moisture distribution were constructed using surfer program(version 9).Results showed that moisture content decreased far from drippers vertically and horizontally ,with great rates under level irrigation 50% from Epan. But with advancement plant growth stages(Initial stage , tuber development and ripening stage)notice increased moisture content for soil. It caused advanced growth stages to increased adding water depth depend on rooting zone. Which was for control treatment and depth 10-10 cm 16.5%,13.3% and 11.4% adding 100%,75% and 50% from Epan respectively in growth season initial. But when adding two level from organic manure (10 ton.ha⁻¹) with mulching and notice increase moisture content when added this level which was moisture content value 29.5%,23.8% and 19.8% for the depth 10-10 cm when adding 100%,75% and 50% respectively in growth season end.

Key words : moisture distribution,organic manure,mulching,deficit drip irrigation, potato.