

Effect of different sources of nitrogen on the vegetative growth of Andean blueberry (*Vaccinium meridionale* Swartz)

Efecto de diferentes fuentes de nitrógeno sobre el crecimiento vegetativo de agraz (*Vaccinium meridionale* Swartz)

Laura Katalina González¹, Laura Natalia Rugeles¹, and Stanislav Magnitskiy^{1*}

ABSTRACT

The Andean blueberry (*Vaccinium meridionale* Swartz) is a small wild shrub that grows in Colombia in sub-paramo areas. The berry has a high export potential due to the high content of antioxidants in the fruits. The objective of the present research was to evaluate the effect of fertilization with different nitrogen sources on the vegetative growth of plants with four treatments: a control of 0% N, 50%NH₄⁺-50%NO₃⁻, 100% NO₃⁻, and 100% NH₄⁺. The dose of 70 mg L⁻¹ N was used in the treatments with application of N. The plants with best growth were those fertilized with ammonia sources. The treatment with 100% NH₄⁺ obtained the highest average number of shoots (22) and leaves (254) per plant, and the highest dry weight of plant organs at 148 d after planting of rooted cuttings followed by treatment with 50%NH₄⁺-50%NO₃⁻. Applications of 0% N and 100% NO₃⁻ resulted in higher rates of anthocyanin synthesis and lower contents of chlorophyll in leaves regarding to the N sources containing NH₄⁺. The plants fertilized with 0% N and 100% NO₃⁻ presented lesser growth than those fertilized with 50%NH₄⁺-50%NO₃⁻ and 100% NH₄⁺. This study allows to conclude that the Andean blueberry requires a fertilization plan with ammonia sources.

Key words: macronutrients, cuttings, growth indexes, Ericaceae.

RESUMEN

El agraz *Vaccinium meridionale* Swartz es un arbusto silvestre pequeño, que crece en Colombia en zonas de subparamo, con un alto potencial para posicionarse en el mercado internacional, gracias a su alto contenido de antioxidantes en los frutos. El presente trabajo tuvo como objetivo evaluar el efecto de la fertilización con diferentes fuentes de nitrógeno sobre el crecimiento de plantas de agraz en etapa vegetativa, con cuatro tratamientos: testigo sin aplicación del N, 50% NH₄⁺-50%NO₃⁻, 100% NO₃⁻ y 100% NH₄⁺. Se utilizó la dosis de 70 mg L⁻¹ del N en los tratamientos con la aplicación del nitrógeno. Las plantas fertilizadas con fuentes amoniacales tuvieron el mejor crecimiento, siendo el tratamiento de 100% NH₄⁺ el que obtuvo el mayor número de brotes (22), mayor número de hojas (254) por planta y mayores pesos secos de los órganos a los 148 días después de la siembra de estacas enraizadas, seguido del tratamiento con 50%NH₄⁺-50%NO₃⁻. Los tratamientos con 0% N y 100% NO₃⁻ tuvieron una mayor síntesis de antocianinas y una menor cantidad de clorofilas en hojas con respecto a las plantas fertilizadas con fuentes de NH₄⁺. Las plantas fertilizadas con 0% N y 100% NO₃⁻ presentaron un crecimiento menor que aquellas fertilizadas con 50% NH₄⁺-50%NO₃⁻ y 100%NH₄⁺. Este estudio permite afirmar que el agraz requiere planes de fertilización con fuentes amoniacales.

Palabras clave: macronutrientes, estacas, índices de crecimiento, Ericaceae.

Introduction

The production of exotic fruits in Colombia has been increasing in recent times due to the tropical conditions that allow a constant production and a permanent fruit supply over the year (Contreras *et al.*, 2011). The Andean blueberry *Vaccinium meridionale* Swartz (Ericaceae), known locally as *agraz* or *mortiño*, has raised its importance in the country as one of the exotic fruit crops of high value for national and international markets due to its high nutraceutical and medicinal properties (Maldonado *et al.*, 2014; González *et al.*, 2017). The plant has many uses including

fresh fruit consumption, juices, jams, wines, ice cream or pastry, as well as the industry of beverages and processed food (Zapata *et al.*, 2016; López *et al.*, 2017). According to Garzón *et al.* (2010), the antioxidant effect of fruits of Andean blueberry exceeds up to 3 times the raspberry fruits and other *Rubus* species, which is related to a high content of anthocyanins in its fruits (Montoya *et al.*, 2012).

The genus *Vaccinium* comprises more than 450 species (Abreu *et al.*, 2014); in the Andes several of these plants grow in open mountain slopes at altitudes between 2,300-3,500 m a.s.l., so they are considered as sub-paramo and

Received for publication: 7 December, 2017. Accepted for publication: 9 February, 2018

Doi: 10.15446/agron.colomb.v36n1.69304

¹ Faculty of Agricultural Sciences, Universidad Nacional de Colombia, Bogota.

* Corresponding author: smagnitskiy@unal.edu.co



paramo plants (Chamorro and Nates-Parra, 2015). In wild populations, the Andean blueberry is presented as an ever-green shrub of 1-4 m size, with globose berries from 5 to 10 mm in diameter, purple-dark color when mature, and an edible slightly acid pulp. Ligarreto *et al.* (2011) recognized the Andean blueberry as a promising species for cultivation in the country due to its high adaptability to different environments of the Andean highlands. However, despite the productive potential of the Andean blueberry, little research has been carried out on the mineral nutrition of this plant; this lack of information hinders a possible expansion and productive positioning of the Andean blueberry crop in the country.

In general, the plants of genus *Vaccinium*, such as most calcifuge plants, are limited to acid soils (pH 4.2 to 6.5) characterized by high content of organic matter, high availability of iron and manganese, and the presence of ammonium (NH_4^+) as the predominant form of N in the soil solution (Korcak, 1988; Bryla and Strik, 2015). According to Maqbool (2013), the nitrification activity, as a conversion of NH_4^+ to NO_3^- , is limited in soils where blueberries have evolved, and, consequently, most of the N available in soil is present as ammonium. Townsend (1967, 1969), Greidanus *et al.* (1972), and Peterson *et al.* (1988) agreed that fertilization of blueberries with NH_4^+ sources stimulates their growth, while supplying the plants with N as nitrate (NO_3^-) induces leaf chlorosis and decreases growth. These symptoms seem to be related to a lower rate of absorption and/or assimilation of NO_3^- compared with NH_4^+ (Merhaut and Darnell, 1995) considering that N is the element of the highest demand that *Vaccinium* plants require during the vegetative growth (Maqbool, 2013).

The plants absorbing NO_3^- require a nitrate reductase enzyme, which is referred to be inefficient in blueberries (Merhaut and Darnell, 1996) to reduce NO_3^- to NH_4^+ and metabolize it into amino acids that are used for protein synthesis (Salisbury and Ross, 2000). Studies conducted by Peterson *et al.* (1988), Sugiyama and Ishigaki (1994), Merhaut and Darnell (1995) indicated that the uptake of NO_3^- by roots of commercial *Vaccinium* sp. is limited compared to NH_4^+ due to the low activity of nitrate reductase (Poonachit and Darnell, 2004). According to Alt *et al.* (2017), the supply of NO_3^- to the roots of *V. ashei* and *V. corymbosum* did not increase its transport in the xylem nor increased the nitrate reductase activity in leaves, which shows the presence of limitations in the absorption and translocation of NO_3^- to the shoot. These limitations result in the reduction in growth of blueberries fertilized with NO_3^- . Also, availability of carbohydrates at the time of nitrogen assimilation can have a marked effect on absorption and assimilation

of N and blueberry growth (Merhaut and Darnell, 1996). In particular, N-deficient plants had increased carbon allocation towards formation of phenolic substances, such as anthocyanins (Bryant *et al.*, 1983).

Currently, most studies on the Andean blueberry assess the use of the fruits, plant propagation, and ecology (Chamorro and Nates-Parra, 2015, and references therein). According to Ligarreto *et al.* (2011), in Colombia, a high genetic variability of the Andean blueberry exists in wild populations; however the variation in size of fruits is low, which can be useful to use this species as a commercial crop. At the same time, to our knowledge, no published reports are available on fertilization plans or determination of nutrient requirements of the Andean blueberry.

Considering that Andean blueberry as well as blueberries (*Vaccinium* sp.) are established as commercial crops by cuttings and the further lack of information about nitrogen fertilization in the Andean blueberry, this study was developed under the assumption that Andean blueberry present a preference for using ammonia sources of N compared to NO_3^- sources for its growth. The objective of the research was to evaluate the effect of mineral nutrition with different nitrogen sources (NH_4^+ , NO_3^- and their combination) on the content of pigments and vegetative growth of the Andean blueberry.

Materials and methods

Plant establishment

Plant material was obtained from apical branches of adult Andean blueberry (*Vaccinium meridionale* Swartz) plants grown in the greenhouses of the Faculty of Agricultural Sciences of the Universidad Nacional de Colombia (Bogota, Colombia). The base of the cuttings was treated with rooting substance consisting of 0.5:4.5 w/w mixture of Hormonagro® (Colinagro, Bogota, Colombia) and kaolinite making a 400 mg kg⁻¹ naphthalene acetic acid concentration in the rooting mixture. After the substrate mixing process, the cuttings were placed in plastic propagation trays of 8x8 cm alveoli using 3 cuttings per alveolus. The substrate used for rooting of cuttings consisted of a 1:1 w/w mixture of Klassman® (Klasmann-Deilmann, Geeste, Germany) peat without nutrients and quartz sand that was previously disinfected. The cuttings were placed on a greenhouse bench at low light conditions (70% black plastic mesh), where received mist irrigation twice a day for 5 min. During the rooting period the plants were not fertilized.

After 90 d, the rooted cuttings were collected with 7.95±0.19 cm length, 0.54±0.27 g fresh weight (FW), 7.14±2.91 leaves,

and $8.43 \pm 3.55 \text{ cm}^2$ leaf area (average \pm standard deviation); the leaves were disposed directly over the cutting stem, so that the cuttings had no lateral shoots. The cuttings were transplanted into 15x20 cm black plastic bags, one cutting per bag, in the substrate consisting of a 5:1 v/v mixture of Klassman[®] peat without nutrients and quartz sand. The substrate was previously disinfected at a temperature of 105 °C for 6 h in an oven. The substrate had the following chemical characteristics before starting fertilization treatments: 1.3% total N, 0.02% total P, 0.61% total Ca, 0.02% total K, 0.04% total Mg, 67.6 meq 100 g⁻¹ CEC, pH 6.0, and 0.73 dS m⁻¹ EC (saturated paste) (IGAC, 2006). The 0.5 cm layer of rice husk was placed on the substrate surface around each plant to inhibit the growth of algae.

The transplanted cuttings were positioned in plastic covered greenhouse having average values of 23°C (day) and 15°C (night) air temperature, 63% relative air humidity (Kestrel[®] 4000 Weather Meter, Nielsen-Kellerman Co, Boothwyn, USA), and 1193.5 $\mu\text{mol m}^{-2} \text{ s}^{-1}$ light conditions (quantum censor Li-189, Li-Cor Inc., Lincoln, USA).

Fertilizer applications

Two days after transplanting into the bags, the application of nutrient solutions to cuttings via roots was initiated. Around 30 ml of the nutrient solution was applied 3 times per week and per plant to maintain the substrate humidity at a constant field capacity, according to the four treatments: 1) Control without N; 2) 50% NH₄⁺ - 50% NO₃⁻; 3) 100% NO₃⁻; and 4) 100% NH₄⁺.

During 148 d of fertilization the plants were treated with nutrient solution; no water was applied to the plants at any time. The concentration of N in the nutrient solution was 70 mg L⁻¹, except the control treatment with 0 mg L⁻¹ N. The nutrient solution contained other mineral elements in doses: 16 mg L⁻¹ P, 40 mg L⁻¹ K, 30 mg L⁻¹ Ca, 24 mg L⁻¹ Mg, and 0.1 mg L⁻¹ Fe. These concentrations of N and other mineral elements were adapted from chemical composition of nutrient solutions used for growth of rooted blueberry cuttings under hydroponics conditions (Poonnachat and Darnell, 2004; Tamada, 2004; Glonek and Komosa, 2013). The micronutrients, except Fe, were applied to the nutrient solution in quantity 1 ml L⁻¹ according to the methodology followed Flórez and Cruz (2004). Distilled water was used to prepare the nutrient solutions.

As sources of mineral elements, pure salts of analytical grade were used: NH₄NO₃, Ca(NO₃)₂, NaNO₃, and Urea for nitrogen; CaCl₂ for calcium; K₂HPO₄ for potassium and phosphorus; MgSO₄ for magnesium and sulphur, FeSO₄·7H₂O for iron, and sources of other micronutrients

according to Flórez and Cruz (2004). The sources of iron and other micronutrients were mixed with the rest of the nutrient solution immediately before applying to the plants.

A completely randomized design was carried out with 4 treatments; each treatment consisted of 35 plants at the start of the experiment. Five destructive samplings were carried out: 1st sampling: 2 d after transplanting (dat) (the moment when fertilizer application started); 2nd sampling: 42 dat; 3rd sampling: 77 dat; 4th sampling: 111 dat; 5th sampling: 148 dat. During each sampling 7 plants were randomly removed in each treatment to obtain direct and indirect growth variables.

The following direct variables were quantified on each 7 plants per treatment: number of shoots (primary branches originated at the cutting stem) and leaves; leaf area using leaf area meter LI 3100C[®] (LI-COR Inc., USA); dry weight (DW) of leaves, shoots, and adventitious roots obtained after drying samples at 65°C for 48 h; relative chlorophyll contents in leaves using SPAD[®] 502 (Minolta, Japan) on leaf limb, in 3 leaves of each cutting; contents of monomeric total anthocyanins in leaves (mg 100 g⁻¹ FW) taking 3 leaves per each plant and using the differential pH method (extraction with 1% HCL in methanol, dilution in buffers pH 1.0 and pH 4.5 and spectrophotometry according to Lee *et al.* (2005)). The anthocyanin contents were measured using $\lambda=530 \text{ nm}$ (Spectrophotometer Spectronic[®] 501, Milton Roy, USA) and were calculated as cyanidin-3-glucoside equivalents (molecular weight of 449.2 g mol⁻¹).

Growth indexes as indirect variables of plant growth were calculated according to Hunt (2013): Leaf area index (LAI) = L_A/G_A ; Specific leaf area (SLA, cm² g⁻¹) = L_A/L_w ; Net assimilation rate (NAR, g m⁻² d⁻¹) = $(1/L_A) \times (dS_{DW}/dt)$, where L_A - leaf area (cm²), G_A - area of soil surface; L_w - leaf DW (g), S_{DW} - DW of shoots + leaves; t - time (d).

Statistical analysis

The data reported at each sampling moment were average values of 7 replicates. To determine the significant differences between the treatments, a Tukey test ($P \leq 0.05$) was applied. The results were analyzed with the statistical program SAS[®] 9.2.1 (SAS Institute, Inc., USA).

Results and discussion

Contents of chlorophyll and anthocyanins in leaves

The relative chlorophyll contents in leaves, for treatments 100% NH₄⁺ and 50%NH₄⁺ - 50%NO₃⁻, increased throughout the experiment and corresponded to 45.94 and 54.88 SPAD

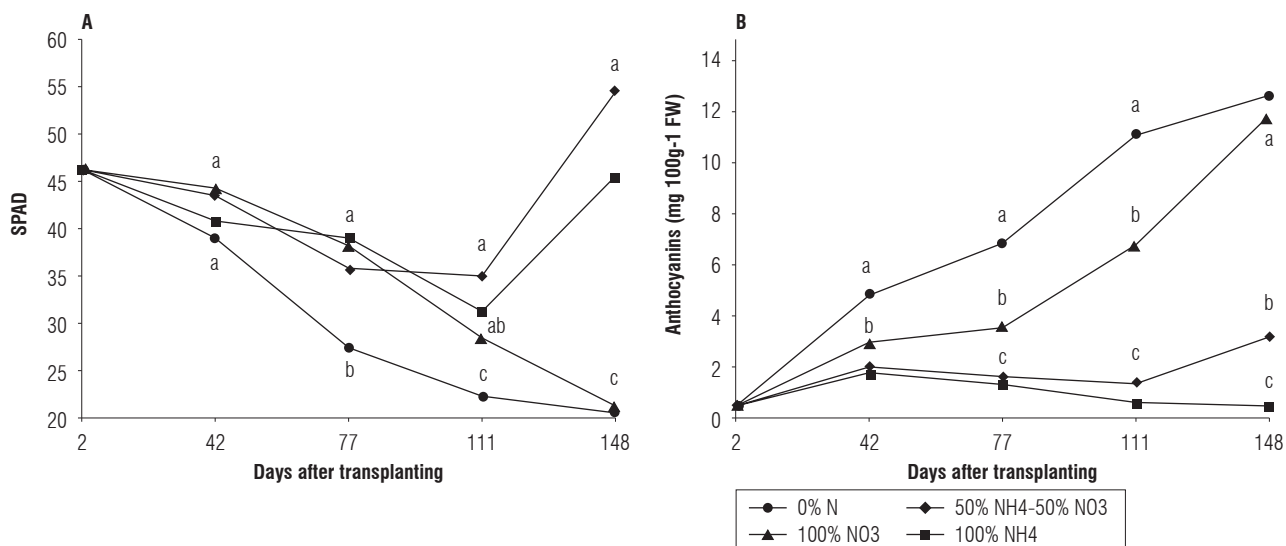


FIGURE 1. A) Relative chlorophyll contents (SPAD units) and B) Anthocyanin contents (mg 100 g⁻¹ FW) in leaves of the Andean blueberry treated with different sources of N. Means followed by the different letters at each sampling date are significantly different according to Tukey test ($P \leq 0.05$).

units at 148 dat, respectively (Fig. 1A). The plants treated with 0% N and 100% NO₃⁻ at 148 dat had significantly lower chlorophyll levels in leaves of 20.44 and 21.40 SPAD units, respectively (Fig. 1A). A lower synthesis of chlorophyll in these treatments can be attributed to the preference of the Andean blueberry for ammonia forms of N and progressed N deficiency in the treatment of 0% N. For anthocyanin synthesis, the opposite trend was observed, where the treatments with 0% N and 100% NO₃⁻ accumulated significantly higher contents of anthocyanins in leaves at the end of the experiment, with 12.79 and 11.68 mg 100 g⁻¹ FW, respectively (Figs. 1B and 2). This behavior could be an adaptive response of N-deficient plants to protect leaves with low levels of chlorophyll (Fig. 1A) from the excess of light (Salisbury and Ross, 2000).

Deficiencies of mineral nutrients can cause accumulation of anthocyanins in leaves of *Vaccinium* sp. (Routray and Orsat, 2011). According to Salisbury and Ross, (2000), N deficiency regulates routes of secondary metabolism in plants, such as synthesis of phenylpropanoids including flavonoids and anthocyanins. Bryla and Strik (2015) affirmed that plants of *V. corymbosum* deficient in N presented poor growth, with leaves that turned pale green or yellow and developed a reddish tinge. Leitzke *et al.* (2015) found that fertilization of blueberry with ammonium sulfate induced a higher synthesis of chlorophyll, and that high doses of the same source (more than 7.37 g per plant at reproductive stage), can negatively influence its growth and production. The same authors indicated increased contents of anthocyanins in plants subjected to abiotic or biotic stress; these effects were attributed to an excessive accumulation of N

in leaves or a reduction of the soil pH and an increased availability of aluminum in soil when fertilized with ammonium sources of N (Leitzke *et al.*, 2015).

Accumulation of anthocyanins in blueberry fruits contribute to their high commercial attractiveness due to their nutraceutical effects (Li *et al.*, 2017); however, in the present study, the accumulation of anthocyanins in leaves was, evidently, an adaptive response to stress associated with a reduced production of chlorophyll. At the same time, blueberry leaves are used in food industry as sources of antioxidants due to their high content of anthocyanins (Ferlemi and Lamari, 2016). The leaves of Andean blueberry are used in beverage industry (Zapata *et al.*, 2015),




FIGURE 2. Plants of the Andean blueberry fertilized with A) 0% N, B) 100% NO₃⁻, C) 50%NH₄⁺-50%NO₃⁻, or D) 100% NH₄⁺ at 148 dat.

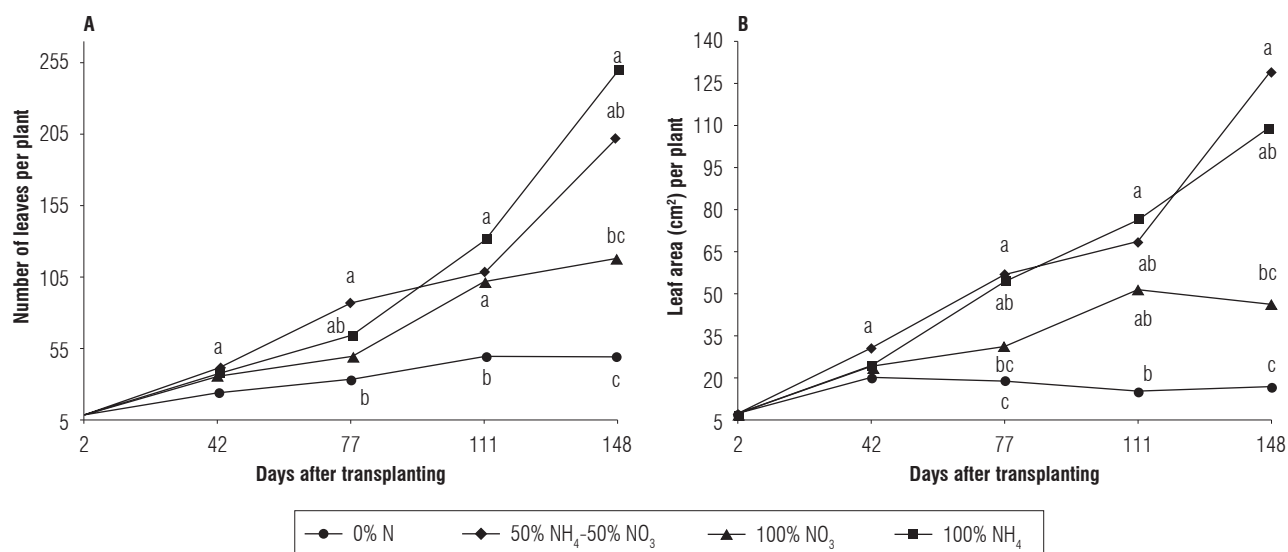


FIGURE 3. A) Number of leaves and B) Leaf area of the Andean blueberry treated with different sources of N. Means followed by the different letters at each sampling date are significantly different according to the Tukey test ($P \leq 0.05$).

therefore, an addition of NO_3^- to fertilizer formulas could be a practice aimed to increase anthocyanin contents in leaves for this purpose.

Number of leaves and leaf area

The number of leaves and leaf area progressively increased over time, where the treatment with 100% NH_4^+ reached a maximum of 254 leaves per plant (Fig. 3A) and the treatment of 50% NH_4^+ - 50% NO_3^- reached the maximum 130 cm^2 of leaf area (Fig. 3B) at 148 dat. Determination of leaf area is important to characterize crop growth, its potential yield, and efficiency in use of solar radiation, water, and mineral nutrients (Williams and Martinson, 2003). The growth rate of leaves is affected by expansion of young cells, which are produced by cell division in the meristematic tissues (Salisbury and Ross, 2000). For this reason, inadequate supply of N could diminish rates of leaf growth as it was evidenced in the treatments with only NO_3^- sources, where the plants of Andean blueberry generated fewer leaves and lesser leaf area (Fig. 3) due to the preference of various Ericaceae to NH_4^+ sources of N (Percival and Privé, 2002). The plants treated with 0% N and 100% NO_3^- obtained maximum 50 and 119 leaves at 148 dat, respectively. The plants of 0% N treatment had poor leaf emission throughout the experiment and presented leaf abscission at 148 dat due to the lack of N supply, apparently, exhausting N reserves of cutting stem.

Number of shoots

The plants of Andean blueberry fertilized with NH_4^+ sources responded with a higher production of shoots (i.e. primary branches) on the cutting stem compared to the

plants of NO_3^- fertilization (Fig. 4). The number of shoots per cutting progressively increased over time, with the treatment of 100% NH_4^+ reaching maximum values of 22 shoots per plant followed by the treatment 50% NH_4^+ - 50% NO_3^- , with 20 shoots per plant. During the evaluation period, control treatment 0% N had always the lowest number of new shoots (Fig. 4) as compared with other treatments. According to Takamizo and Sugiyama (1991), higher concentrations of N were recorded in shoots of blueberry plants fertilized with NH_4^+ with respect to those fertilized with NO_3^- ; the higher concentration of N, in turn, could contribute to formation of new shoots.

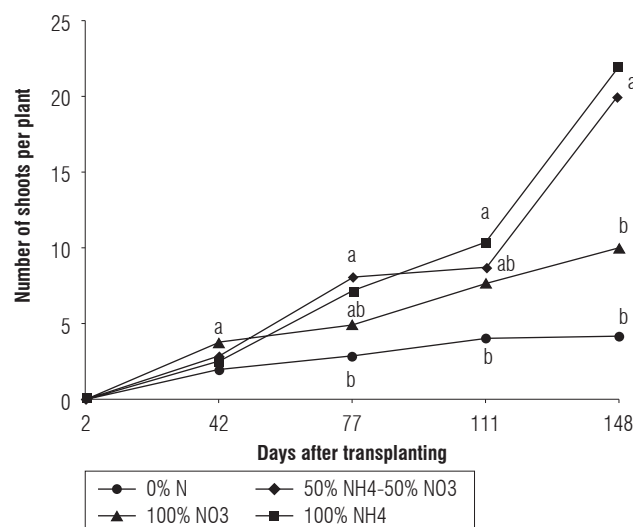


FIGURE 4. Number of shoots per plant of the Andean blueberry treated with different sources of N. Data means followed by the different letters at each sampling date are significantly different according to Tukey test ($P \leq 0.05$).

Dry weight of leaves, shoots, and roots

The highest leaf weight was registered in treatments 100% NH_4^+ and 50% NH_4^+ - 50% NO_3^- (1.85 and 1.37 g DW, respectively) at 148 dat, while the other treatments had less than 1 g DW of leaves per plant (Fig. 5A). The accumulation of dry matter in leaves is directly related to the number of shoots and new leaves and to photosynthetic capacity that allows producing photoassimilates and developing higher leaf area. The plants supplied with 100% NO_3^- , apparently, managed to assimilate some fraction of NO_3^- into the cell proteins and surpass the treatment with 0% N, which counted up mainly on N reserves of cutting stem/roots to emit few leaves. This agrees with the data reported for blueberry by Merhaut and Darnell (1996), who affirm that, although the plants of *Vaccinium* sp. can absorb both NH_4^+ and NO_3^- under the range of pH conditions optimal for growth, assimilation of NO_3^- by these plants is limited as compared to NH_4^+ . It should be noted that, in our experiment, the differences among the treatments in plant growth might be, at least in part, influenced by the changes in substrate pH that depended on the source of N used for the application.

Root DW in the treatments 100% NH_4^+ and 50% NO_3^- - 50% NH_4^+ increased over the time of the experiment (Fig. 5C); these plants exhibited the highest values of 0.52 and 0.40 g root DW per plant, respectively, at 148 dat. This correlates with the superiority of the same treatments in emission of leaves and shoots (Figs. 4 and 5) and agrees with Merhaut and Darnell (1995), who affirmed the lower assimilation rate of NO_3^- in *Vaccinium* sp in comparison with that of NH_4^+ . Birkhold and Darnell (1993) indicated that *V. ashei* during vegetative growth had a high concentration of N in both shoots and roots, since fast-growing organs strongly demand this element. The roots can serve as the storage site for N, which would be later translocated to new growing organs, even though the N concentration was adequate in the nutrient solution (Birkhold and Darnell, 1993). In another deciduous species as *V. corymbosum*, the highest accumulation of biomass during vegetative stage of growth corresponded to a period of maximum N absorption, with new emerging leaves being the organs of main demand for N (Fang *et al.*, 2017).

Plant strategies to adapt for different types of stress frequently consist in decreasing leaf expansion, increasing root growth, or promoting the leaf abscission (Yepes and Buckeridge, 2011). The distribution of DW between the organs at 148 dat showed that plants of 0% N and 100% NO_3^- assigned a higher proportion of biomass to formation of roots as compared with the treatments with NH_4^+ (Tab. 1).

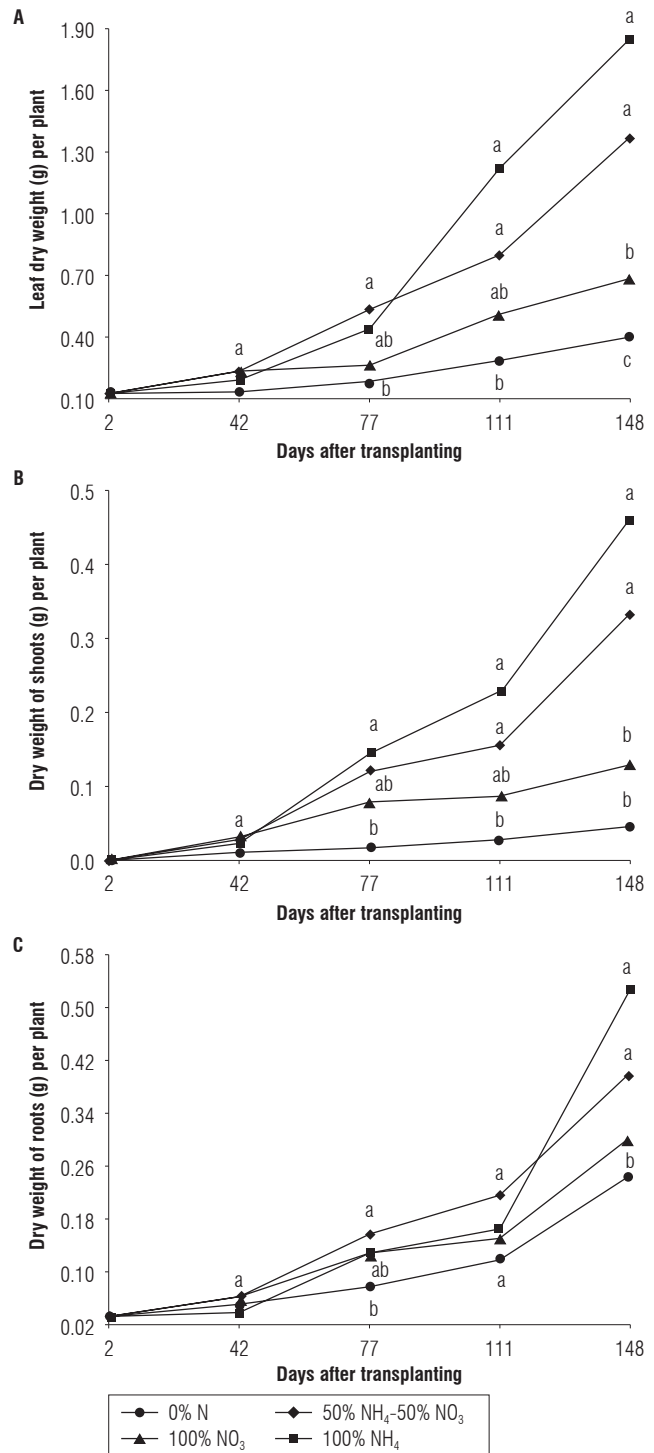


FIGURE 5. Dry weight of leaves (A), shoots (B) and roots (C) of the Andean blueberry treated with different sources of N. Data means followed by the different letters at each sampling date are significantly different according to the Tukey test ($P \leq 0.05$).

This could indicate that the plants searched for N sources to compensate N deficiency when growing without NH_4^+ supply. Additionally, the plants of Andean blueberry, in the

TABLE 1. Distribution of dry weight among organs in plants of the Andean blueberry treated with different sources of N, % total dry weight of the plant (stem+shoots+leaves+roots).

	2 dat		148 dat		
	Initial DW distribution	Control without N	100% NO ₃ ⁻	50%NH ₄ ⁺ -50%NO ₃ ⁻	100%NH ₄ ⁺
Leaves	34.0	43.5	52.5	59.8	58.5
Shoots	0	4.8	9.8	15.0	14.2
Stem of cutting	58.6	24.9	17.1	8.2	10.2
Roots	7.4	26.8	20.6	17.0	17.1

absence of NH₄⁺, expanded leaf area through emitting new leaves but invested much less resources in the formation of new shoots as compared to plants supplied with NH₄⁺ (Tab. 1; Fig. 2).

Growth indexes

Leaf area index (LAI) expresses the leaf area over the surface area occupied by the plant (Hunt, 2013). The LAI of plants treated with N had an ascending behavior over the time (Fig. 6A) and at some point would reach a maximum value, at which the plants will have the maximum capacity to intercept solar energy (Hunt, 2013). The ascending behavior of LAI can be attributed to a high rate of leaf formation and foliar expansion, especially in treatments 100% NH₄⁺ and 50%NH₄⁺ - 50%NO₃⁻. The maximum values of LAI were not observed (Fig. 6A) because the moment of evaluation was limited to 148 dat of vegetative growth; the highest LAI of 1.06 was recorded at 148 dat for the treatment 100% NH₄⁺. In treatment with 0% N, LAI did not exceed 0.2. Therefore, in plants of 100% NO₃⁻ and, especially, 0% N, the behavior of LAI can be explained by the deficiency of N, with a consequent reduction in leaf area and a reduction in the proportion of dry mass accumulated in leaf tissues (Curtis and Läuchli, 1986). This deficiency might have progressively reduced photosynthetic rate in these plants due to a lower chlorophyll content accompanied by an increased production of anthocyanins (Fig. 1) and, in some cases, caused leaf senescence. According to behavior of LAI, the treatments with NH₄⁺ could be considered as the best treatments. These plants produced the highest number of leaves (Fig. 3A) and shoots (Fig. 4) that allowed them a better interception of light that, consequently, would be reflected in higher production of photoassimilates and, therefore, allowed a greater accumulation of biomass in comparison with treatments of 100% NO₃⁻ and 0% N.

Specific leaf area (SLA) is defined as a ratio between the total leaf area of the plant and dry weight of leaves (Hunt, 2013). The tendency of SLA in all treatments was to increase between 42 and 77 dat (Fig. 6B), which can be explained by a higher increase in leaf area as compared to the increase

in leaf DW. In this period, the increase of SLA could be explained by the expansion of leaf area in pre-existing leaves and new leaves, such as in 50%NH₄⁺ - 50%NO₃⁻ treatment. Apparently, this period of growth between 42 and 77 dat was characterized by increasing leaf surface, while the leaves maintained a low amount of mesophyll layers. The SLA increase in 0%N treatment from 42 to 77 dat could be due to consumption of photoassimilates/starch available in leaves/stem of cutting, which, in turn, might have reduced leaf thickness. Also, the marked decrease in SLA in 0% N treatment starting from 77 dat until the end of the experiment (148 dat) is attributed to the poor formation of new leaves (Fig. 3A), because the plants were depleting their N reserves. In other treatments, the decrease in SLA between 77 and 148 dat can be explained by a lower expansion of leaf area and increased transport of photoassimilates and/or N towards the leaves, which implied an increase in weight/thickness of leaves. This behavior is common in deciduous blueberries, where an adequate supply of N results in N storage and subsequent remobilization for growth of new leaves and shoots (Birkhold and Darnell, 1993).

The net assimilation rate (NAR) is defined as the increase in plant dry weight per unit of leaf area and time (Hunt, 2013) and indicates average photosynthetic efficiency of plants. In plants treated with 100% NH₄⁺ or 50%NH₄⁺ - 50%NO₃⁻, NAR reached the highest values starting from 77 dat because, in this period, the plants were emitting new leaves (Fig. 3A). The treatments with NH₄⁺ sources presented the highest values of NAR because, as shown by LAI, these plants had the maximum leaf growth allowing the highest photosynthetic efficiency as well as the largest accumulation of dry matter.

In plants treated with 100% NO₃⁻ or 0% N, the decrease in NAR between 42 and 77 dat (Fig. 6C) indicated a reduced photosynthetic efficiency in this period, which can be attributed to the reduction in activity of Rubisco and/or other proteins associated with the Calvin cycle (Salisbury and Ross, 2000). It can be hypothesized that an atypical increase in NAR between 77 and 111 dat for treatments 0% N and

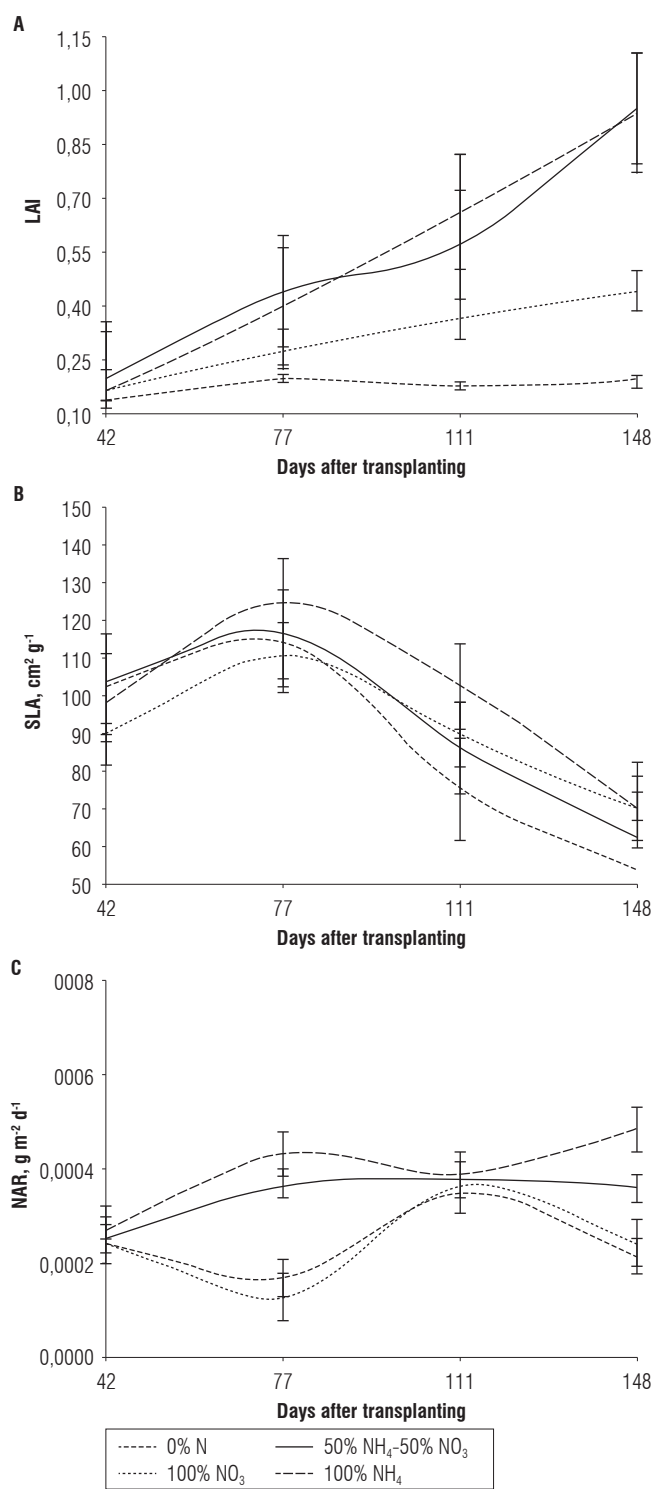


FIGURE 6. A) Leaf area index (LAI), B) Specific leaf area (SLA), and C) Net assimilation rate (NAR) of Andean blueberry plants treated with different sources of N. Vertical bars indicate standard deviations.

100% NO₃⁻ was due to re-traslocation of N reserves preserved in the stem of cuttings towards the leaves. Between 111 and 148 dat, in treatments 0% N and 100% NO₃⁻, NAR decreased due to the senescence and abscission of leaves

indicating N deficiency. In general, this study indicated that the Andean blueberry during vegetative growth, similarly to commercial blueberries *Vaccinium* sp, requires fertilizers with ammonia sources of N.

Conclusions

The effect of the nitric and ammonia fertilization on the growth of Andean blueberry was demonstrated showing that at vegetative stage of growth the plants had a higher accumulation of dry matter, higher number of shoots and leaves with application of NH₄⁺ as N source. The plants subjected to NO₃⁻ fertilization presented an increased production of anthocyanins in leaves due to the stress caused by nitrogen deficiency and associated with low synthesis of chlorophyll.

Acknowledgments

The authors express their gratitude to the Faculty of Agricultural Sciences of the National University of Colombia, Bogota. The authors greatly acknowledge the help of Dr. Gustavo Ligarreto for the donation of Andean blueberry cuttings for this study, Dr. Liz Patricia Moreno for the review of the manuscript and critical suggestions, and Dr. Hector Lancheros (El Bosque University, Bogota) and Ing. Mariam Vásquez for their contributions to the experiment establishment.

Literature cited

- Abreu, O.A., G. Barreto, and S. Prieto. 2014. *Vaccinium* (Ericaceae): Ethnobotany and pharmacological potentials. *Emirat. J. Food Agric.* 26(7), 577-591. Doi: 10.9755/ejfa.v26i7.16404
- Alt, D.S., J.W. Doyle, and A. Malladi. 2017. Nitrogen-source preference in blueberry (*Vaccinium* sp.): Enhanced shoot nitrogen assimilation in response to direct supply of nitrate. *J. Plant Physiol.* 216, 79-87. Doi: 10.1016/j.jplph.2017.05.014
- Birkhold, K.T. and R.L. Darnell. 1993. Contribution of storage and currently assimilated nitrogen to vegetative and reproductive growth of rabbiteye blueberry. *J. Amer. Soc. Hort. Sci.* 118(1), 101-108.
- Bryant, J.P., F.S. Chapin, and D.R. Klein. 1983. Carbon/nutrient balance of boreal plants in relation to vertebrate herbivory. *Oikos* 40, 357-368.
- Bryla, D.R. and B.C. Strik. 2015. Nutrient requirements, leaf tissue standards, and new options for fertigation of northern high-bush blueberry. *HortTech.* 25(4), 464-470.
- Chamorro, F.J. and G. Nates-Parra. 2015. Floral and reproductive biology of *Vaccinium meridionale* (Ericaceae) in the Eastern Andes of Colombia. *Rev. Biol. Trop.* 63(4), 1197-1212.
- Contreras, J., L. Calderón-Jaimes, E. Guerra-Hernández, and B. García-Villanova. 2011. Antioxidant capacity, phenolic content and vitamin C in pulp, peel and seed from 24 exotic fruits from Colombia. *Food Res. Int.* 44(7), 2047-2053. Doi: 10.1016/j.foodres.2010.11.003

- Curtis, P.S. and A. Läuchli. 1986. The role of leaf area development and photosynthetic capacity in determining growth of kenaf under moderate salt stress. *Aust. J. Plant Physiol.* 18, 553-565.
- Fang, Y., J. Williamson, R. Darnell, Y. Li, and G. Liu. 2017. Nitrogen uptake and allocation at different growth stages of young southern highbush blueberry plants. *HortSci.* 52(6), 905-909. Doi: 10.21273/HORTSCI11723-17
- Ferlemi, A.V. and F.N. Lamari. 2016. Berry leaves: an alternative source of bioactive natural products of nutritional and medicinal value. *Antioxidants* 5(2), 1-20. Doi: 10.3390/antiox5020017
- Flórez, V. and R. Cruz. 2004. *Guías de Laboratorio de Fisiología Vegetal*. Unibiblos, Universidad Nacional de Colombia, Bogota.
- Glonck, J. and A. Komosa. 2013. Fertigation of highbush blueberry (*Vaccinium corymbosum* L.). Part I. The effect on growth and yield. *Acta Sci. Pol., Hortorum Cultus* 12(3), 47-57.
- Garzón, G.A., C.E. Narváez, K.M. Riedl, and S.J. Schwartz. 2010. Chemical composition, anthocyanins, non-anthocyanin phenolics and antioxidant activity of wild bilberry (*Vaccinium meridionale* Swartz) from Colombia. *Food Chem.* 122, 980-986. Doi: 10.1016/j.foodchem.2010.03.01
- González, M., I. Samudio, L.G. Sequeda-Castañeda, C. Celis, J. Iglesias, and L. Morales. 2017. Cytotoxic and antioxidant capacity of extracts from *Vaccinium meridionale* Swartz (Ericaceae) in transformed leukemic cell lines. *J. Appl. Pharm. Sci.* 7(3), 24-30. Doi: 10.7324/JAPS.2017.70305
- Greidanus, T., L.A. Peterson, L.E. Schrader, and M.N. Dana. 1972. Essentiality of ammonium for cranberry nutrition. *J. Amer. Soc. Hort. Sci.* 97, 272-277.
- Hunt, R. 2013. *Basic growth analysis: Plant growth analysis for beginners*. Unwin Hyman Ltd., London.
- IGAC. 2006. *Métodos analíticos del laboratorio de suelos*. 6th ed. Instituto Geográfico Agustín Codazzi, Bogota.
- Korcak, R.F. 1988. Nutrition of blueberry and other calcifuges. *Hort. Rev.* 10, 183-227.
- Lee, J., R.W. Durst, and R.E. Wrolstad. 2005. Determination of total monomeric anthocyanin pigment content of fruit juices, beverages, natural colorants, and wines by the pH differential method: Collaborative study. *J. AOAC Int.* 88(5), 1269-1278.
- Leitzke, L., L. Picolotto, I. Pereira, G. Vignolo, J. Schmitz, M. Vizzotto, and L. Antunes. 2015. Nitrogen fertilizer affects the chemical composition of the substrate, the foliar nutrient content, the vegetative growth, the production and fruit quality of blueberry. *Científica*, 43(4), 316-324.
- Li, D., B. Li, Y. Ma, X. Sun, Y. Lin, and X. Meng. 2017. Polyphenols, anthocyanins, and flavonoids contents and the antioxidant capacity of various cultivars of highbush and half-high blueberries. *J. Food Composit. Anal.* 62, 84-93. Doi: 10.1016/j.jfca.2017.03.006
- Ligarreto, G.A., M.D.P. Patiño, and S.V. Magnitskiy. 2011. Phenotypic plasticity of *Vaccinium meridionale* (Ericaceae) in wild populations of mountain forests in Colombia. *Rev. Biol. Trop.* 59(2), 569-583.
- López-Padilla, A., D. Martín, D. Villanueva, L. Jaime, A. Ruiz-Rodríguez, C.E. Restrepo, D.M. Rivero, and T. Fornari. 2017. *Vaccinium meridionale* Swartz extracts and their addition in beef burgers as antioxidant ingredient. *J. Sci. Food Agric.* 97, 1097-1110. Doi: 10.1002/jsfa.8483
- Maldonado, M.E., S.S. Arango-Varela, and B.A. Rojano. 2014. Free radical scavenging capacity and cytotoxic and antiproliferative effects of *Vaccinium meridionale* Sw. against colon cancer cell lines. *Rev. Cubana Plant Med.* 19(2), 172-184.
- Maqbool, R. 2013. Nitrogen cycling, optimization of plant nutrition and remote sensing of leaf nutrients in wild blueberries (*Vaccinium angustifolium* Ait.). PhD Thesis, Dalhousie University, Halifax, Canada.
- Merhaut, D. and R. Darnell. 1995. Ammonium and nitrate accumulation in containerized southern highbush blueberry plants. *HortSci.* 30, 1378-1381.
- Merhaut, D. and R. Darnell. 1996. Vegetative growth and nitrogen/carbon partitioning in blueberry as influenced by nitrogen fertilization. *HortSci.* 121(5), 875-879.
- Montoya, C.G., J.D.H. Arredondo, M.L. Arias, C.I.M. Cano, and B.A. Rojano. 2012. Cambios en la actividad antioxidante en frutos de mortiño (*Vaccinium meridionale* Sw.) durante su desarrollo y maduración. *Rev. Fac. Nal. Agr. Medellín* 65(1), 6487-6495. Doi: 10.15446/rfnam
- Percival, D.C. and J.P. Privé. 2002. Nitrogen formulation influences plant nutrition and yield components of lowbush blueberry (*Vaccinium angustifolium* Ait). *Acta Hort.* 574, 347-351. Doi: 10.17660/ActaHortic.2002.574.52
- Peterson, L.A., E.J. Stang, and M.N. Dana. 1988. Blueberry response to NH_4^+ -N and NO_3^- -N. *J. Amer. Soc. Hort. Sci.* 113, 9-12.
- Poonnachit, U. and R. Darnell. 2004. Effect of ammonium and nitrate on ferric chelate reductase and nitrate reductase in *Vaccinium* species. *Annals Bot.* 93, 399-405. Doi: 10.1093/aob/mch053
- Routray, W. and V. Orsat. 2011. Blueberries and their anthocyanins: factors affecting biosynthesis and properties. *Compr. Rev. Food Sci. Food Safety* 10(6), 303-320. Doi: 10.1111/j.1541-4337.2011.00164.x
- Salisbury, F.B. and C.W. Ross. 2000. *Fisiología de las Plantas. Desarrollo de las Plantas y Fisiología Ambiental*. Editorial Paraninfo, Madrid.
- Sugiyama, N. and K. Ishigaki. 1994. Uptake of nitrate-nitrogen by blueberry plants. *J. Plant Nutr.* 17(11), 1975-1982. Doi: 10.1080/01904169409364859
- Tamada, T. 2004. Effects of nitrogen sources on growth and leaf nutrient concentrations of 'Tifblue' rabbiteye blueberry under water culture. *Small Fruits Rev.* 3(1-2), 149-158. Doi: 10.1300/J301v03n01_15
- Takamizo, T. and N. Sugiyama. 1991. Growth responses to N forms in rabbiteye and highbush blueberries. *J. Jpn. Soc. Hort. Sci.* 60, 41-45.
- Townsend, L.R. 1967. Effect of ammonium nitrogen and nitrate nitrogen, separately and in combination, on the growth of highbush blueberry. *Can. J. Plant Sci.* 47, 555-562.
- Townsend, L.R. 1969. Influence of form of nitrogen and pH on growth and nutrient levels in the leaves and roots of the lowbush blueberry. *Can. J. Plant Sci.* 49, 333-338.

- Williams, L. and T.E. Martinson. 2003. Nondestructive leaf area estimation of 'Niagara' and 'DeChaunac' grapevines. *Sci. Hort.* 98, 493-498.
- Zapata, I.C., V. Villacorta, M.E. Maldonado, D. Castro-Restrepo, and B. Rojano. 2015. Antioxidant and cytotoxic activity of black and green tea from *Vaccinium meridionale* Swartz leaves. *J. Med. Plants Res.* 9(13), 445-453. Doi: 10.5897/JMPR2014.5744
- Zapata, I.C., S. Ochoa, M.E. Maldonado, A.D. Zapata, and B.I. Rojano. 2016. Cytotoxic effect and antioxidant activity of Andean berry (*Vaccinium meridionale* Sw) wine. *J. Med. Plants Res.* 10(27), 402-408. Doi: 10.5897/JMPR2016.6100
- Yepes, A. and M.S. Buckeridge. 2011. Respuestas de las plantas ante los factores ambientales del cambio climático global: Revisión. *Colombia Forestal* 14(2), 213-232. Doi: 10.14483/issn.2256-201X