

SUPPORTING FARMING SMART DOCUMENTATION SYSTEM BY MODULAR BLOCKCHAIN SOLUTIONS

Andi Arniaty Arsyad¹, Irawan Widi Widayat¹ and Mario Köppen^{1*}

¹ Departement of Computer Science and Systems Engineering, Graduate School of Creative Informatics, Kyushu Institute of Technology, Japan

Received: 6 January 2022;

Accepted: 25 February 2022;

Available online: 26 February 2022.

Original scientific paper

Abstract: For more than a decade, various farm-specific models have been developed by collaborating and integrating sensing technologies as a step toward successful data-farm documentation and effective decision-making. However, the stored and gathered data continues to rely on cloud infrastructure or centralized platform control, which is particularly vulnerable to threats such as data tampering, data distortion, confidentiality, and manipulation, which caused the farm product data difficult to trace to its provenance. The objective study in this paper proposes a farm transaction model by demonstrating a flow of farm transaction simulation implicated by Modular Block Chain(MBC) sensing instrument with an array of sensors, controllers, networking hardware, computing equipment, and internal memory functions to enhance data integrity and security farm object. Based on the proposed model, a proof-of-concept experimental system called Encapsulating Block Mesh (EBM) integrates blockchain technology with the specific application case of cocoa production has been implemented. Results have shown that farm objects represented by MBC take turn recording information on the process of generating, transacting, and consuming a farm product and encrypting it into a block was validated and linked in the EBM with the hash of transaction data that connected to each cocoa farm object in a simulation environment. The findings from this study are twofold: the approach has been shown to be feasible and effective, but also capable to be expanded to other stages of the food supply chain, such as manufacturing, supermarkets, food consumption (consumers), and recycling in real-world environments.

Key words: Smart Farming, Blockchain, IoT, Smart Documentation, Virtual World.

* Corresponding author.

E-mail addresses: arsyad.andi-arniaty825@mail.kyutech.jp (A. A. Arsyad), widayat.irawan-widi389@mail.kyutech.jp (I. W. Widayat), mkoeppe@ieee.org (M. Köppen).

1. Introduction

These days, a lot of development of tools and applications helping the farmer to handle the various aspect of farming implicated by sensing technology such as data processing, water management, field monitoring, soil condition monitoring, crop yield analysis, and disease management (Sreekantha, D.K. and Kavya, A.M., 2017). With these smart technologies, farmers can become strategic and efficient in their daily farm-related tasks and responsibilities. Centralizes, manages and optimizes farm production activities and operations, automates the recording and storage of farm data, monitors and analyzes farm activities and consumption, and tracks business expenses and farm budgets (Kutter, T et.al., 2011). However, complex food supply chains characterized by production, distribution, transportation, processing, retail, and food consumption are increasingly exposed to a wide range of risks (Chammem, N et.al., 2018), including contamination, domino effects, resource depletion, difficulty in the following origination, and quality disputes, create this technology ineffective in terms to the security data stored which is automatically vulnerable to distortion, manipulation, and so on. Simultaneously, farming as the vital component of the overall goal agri-food chain causes such complexities to be triggered, somehow guiding back to the production level.

A few reported food safety risks headlines, such as horse DNA (The Telegraph, 2013) were detected in various food products worldwide, which took some time to trace back to where the horse meat came into contact with the other meat products. Other reports address the effect of China's covid-19 crisis and coronavirus shutdowns affecting American farmers (Legal Insurrection, 2020). Farmers across the country have a surplus of produce, milk, eggs and so on that they are dumping, letting rot, or plowing under due to drastically reduced demand, which has also caused global problems in other parts of Michigan, forcing the shutdown of their restaurants, resulting in a domino effect on their profit (G.M.America, 2020). The supply chain is already jeopardized as a result of these challenges. This indicates that even if they are not a link in the pandemic chain, interaction has already occurred in this supply chain. In other words, it isn't easy to trace back any source of the origins by natural influences or different environments to any of the challenges described. Another point of view is that, while modern technology provides enormous agricultural benefits, its adoption and utilization in rural areas are limited. This is due to a lack of education among farmers and the high cost of maintaining this technology.

Therefore, it is essential to establish a farm transaction model that incorporates a sensing instrument to face the challenge of tracking the origin of farm products by integrating unique design security systems with a proper encryption mechanism to ensure the tracking back of product provenance while maintaining data confidentiality within these tools. So that captured event data is traceable and distributed in a secure, comprehensive manner, making it nearly impossible for attackers to infiltrate all supply chain nodes.

In this study, we propose a farm transaction model by demonstrating a flow of farm transaction simulation representing a 'versatile smart instrument' with an array of sensors, controllers, networking hardware, computing equipment, and internal memory functions to enhance data integrity and security farm object. Each farm object is linked in a secure block system, ensuring that farming data is monitored, stored safely, integrated, and is difficult to manipulate due to the encryption provided by a hash value in each object. For this purpose, We specially design a unique blockchain concept in the form of blockchain modularity in which farm objects take turns recording information on the process of generating, transacting, and consuming a farm product into a block. The block contains a record of every transaction ever made and

Supporting Farming Smart documentation by Modular Blockchain Solutions provides a hash value of its contents, including the previous block's hash. Each block is then encapsulated and linked to the previous farm transaction block and keeps the hash of that block. Any modification to any block in that chain will break the chain later on by having an invalid hash value. Based on the proposed model, a proof-of-concept experimental system called Encapsulating Block Mesh (EBM) integrates blockchain technology with the specific application case of cocoa production has been implemented and validated on the simulation environment. Subsequently, the block contents data are later transmitted to the central terminal as the corresponding entry of the events log, which monitors the overall activity of transaction events.

The novelty of this study is developing and implementing sensing instruments in special farming transaction models with the integrity of the special security design using the blockchain concept. Offer farm management for farmers to monitor their farms with a detailed level of security, high accuracy, and can be traced with legality valid information from each farm object in real-time. The block security system is interconnected so that it can be ensured that the farming data collected can be monitored, stored securely, integrated, and difficult to manipulate because it is encapsulated in encrypted blocks in each farm object.

The remaining part of this paper is structured as follows. Section 2 presents reviews of published literature. Section 3, the system architecture, including a brief the blockchain transaction validation model, followed the proposed farm transaction model, the actual simulation operation of the proposed EBM in detail, as well as how the concept of blockchain is suitable in the context of our research. Section 4 contains the result and discussion. Finally, in Section 5, the conclusions are presented.

2. Related Work and Motivation

For over a decade now, sensor and sensing technology has been integrated into the supply chain for the smart farming practices. Citrus fruit production (Lee & Ehsani, 2015), UAVs for vineyards (Candiago et.al., 2015), and using multi-purpose satellite systems to enhance cotton cultivation (Huang & Thomson, 2015) are just a few examples of sensor deployments for specialty crops. In the instance of cow health (Helwatkar et.al., 2014) discovered a number of prevalent disorders in dairy cattle that may be detected using non-invasive, low-cost sensor technology. There are more advanced sensor platforms available, such as camera systems that detect back position (Viazzi et.al., 2014) and ingestible tablets for heart rate assessment (Warren et.al., 2008). Caja et al. (2016) and Rutten et al. (2013) examined the literature in terms of the documented usage of sensors for managing the health of dairy herds in agri-food sectors such as dairy farms. Sensors that monitor arbitrary features of a cow or aggregate sensor data to offer information such as estrus predominant.

On sensor networks, specifically Wireless Sensor Networks (WSNs), have seen widespread use in agriculture (Ojha et.al., 2015)(Abbasi et.al., 2014) and the food business (Wang et.al., 2015)(Garcia et.al., 2009). Application domains include crop management (Juul et.al., 2015), phenotypic assessment (Greenwood et.al., 2014), rustle prevention (Nkwari et.al., 2014), and greenhouse management (Srbinovska et.al., 2015) are only a few examples of application domains. In applications such as irrigation control, wireless sensor and actuator networks (WSANs) are gaining traction (Nikolidakis et.al., 2015) (Chikankar et.al., 2015). Moosense (Sarangi et.al., 2014) is a WSN that uses both ground-based and animal-mounted sensors to control a variety of animal characteristics such as ambient environment factors and nutrition intake (customized food auger and fluid kiosk). Gonzalez et.al. (2014) illustrated the

potential of a heterogeneous WSN in providing data in real-time to help in the analysis of animal behavior and allow effective herd management.

Each of these evaluations offers farmers a variety of farming models with integrated technology for targeted, effective decision making and the option to monitor their farms in real-time with an unparalleled degree of detail. However, none expressly address whether the obtained information is securely stored, distributed, and traceable, including models developed to simulate such circumstances. All indicate the effectiveness of sensor and sensing technology usability to detect and monitor the physical, chemical, or biological property quantities and characteristics of various farming products while disregarding the requirement for data privacy, confidentiality, and integrity. Those few studies with model approach and technique used are outlined in Table 1.

Motivated by the above, our basic idea here is to implement a farm-specific model, i.e., a farm transaction model based on "the bucket principle." Since the applied concept gives a visual representation of a bucket-based transaction that occurs from interactions with other farm objects and following processes in the farm food life-cycle from field to consumer implicated by sensing instrument. We believe in an integrative approach that can mediate the actual constraints of farm operation information recorded such as security, durability, integrity, and traceability by improvising the utilization of a one-of-a-kind blockchain plan.

3. System Architecture

This section first introduced the proposed farm transaction model, which encompasses the key aspect implicated in the cycle farm transaction, such as physical assets and objects that we named 'the bucket principle,' complemented by a brief overview of blockchain transaction. A bucket-based transaction was first presented with the "Satyr Farm" farm simulation game operating in the OpenSimulator-driven simulation environment. The system model is then presented with the specific application case of cocoa production, followed by described Encapsulation Block Mesh (EBM) concept and subsequently the farm simulation operation of the proposed EBM described in detail.

3.1 The Bucket Principle

In other blockchain applications, the validity of a transaction is usually a rather straightforward task. Consider bitcoin transactions as shown in Figure 1. Alice wants to transfer an amount of n bitcoins to Bob, where she has a wallet of m bitcoins. So, the only condition here is that while other circumstances of the transaction do not matter: like the true identity of either Alice or Bob, their location, day of time the transaction took place or the weather.

The story is different for such transactions in the farming and general food supply chain environment. We may point out a number of aspects that make such transactions appear different. Assume a simplified model where a farmer brings the apple harvest from some trees to a storage site.

Table 1. Summary of related works with the main objective of the model.

| Authors | Main objective of the model | Technique used |
|---------------------|--|----------------------------|
| Lee & Ehsani (2015) | Defines sensing systems, including a yield mapping system that uses fruit recognition disease detection sensors that are carried by ground- and aerial-based platforms in the citrus fruit production. | NIR and Raman spectroscopy |

Supporting Farming Smart documentation by Modular Blockchain Solutions

| Authors | Main objective of the model | Technique used |
|-------------------------|--|---|
| Candiago et.al (2015) | Demonstrates high-resolution Unmanned Aerial Vehicles (UAV)-based remote sensing and photogrammetric techniques applied in the agriculture framework to collect multispectral images. | UAV data and photogrammetric techniques |
| Huang & Thomson (2015) | Discusses using multi-purpose satellite systems to enhance cotton cultivation, including growth monitoring, insect Control, yield Prediction. | Remote sensing |
| Helwatkar et.al. (2014) | Identifies specific diseases common in dairy animals and the development of the next generation of health monitoring systems which can be identified through non-invasive, low-cost sensor technology. | Non-invasive sensor |
| Viazzi et.al. (2014) | Evaluate a two-dimensional and three-dimensional camera system to measure dairy cows' back posture automatically. | Three-dimensional camera |
| Warren et.al. (2008) | Design a pill that can remain in an animal's reticulum and electrocardiographic techniques to ascertain and automate heart rate determination. | Electrocardiographic pill |
| Caja et al. (2016) | Reviews the literature in terms of the documented usage of sensors for managing the health of dairy herds in agri-food sectors such as dairy farms that are expected to produce dramatic changes in traditional dairy farming systems. | Sensor devices |
| Rutten et al. (2013) | Provides an overview of the published sensor systems for dairy health management, including techniques that measure something about the cow activity, interpretations that summarize changes in the sensor data (e.g., increase in movement), to produce information about the cow's status (e.g., estrus), integration of information where sensor information is supplemented with other information (e.g., economic information) to produce advice (e.g., whether to inseminate a cow or not), and the farmer makes a decision, or the sensor system makes the decision autonomously. | Sensor systems |
| Ojha et.al. (2015) | Evaluate the network and node architectures of WSNs, the associated factors, and classification according to different applications, including the various available wireless sensor nodes and the different communication techniques followed by these nodes. | Wireless Sensor Networks (WSNs) |
| Abbasi et.al. (2014) | Evaluate the need for wireless sensors in Agriculture, WSN technology, and their applications in different aspects of agriculture and existing system frameworks in the agriculture domain. | Wireless Sensor Networks (WSNs) |
| Wang et.al. (2015) | Designs and implements reconfigurable, low data rate, cost-efficient, and low-power WSN nodes and developed a real-time monitoring system for perishable food supply chain management, including the environmental parameters the state of motion of perishable food. | Wireless Sensor Networks (WSNs) |
| Garcia et.al. (2009) | | WSN and RFID |
| Juul et.al. (2015) | | Wireless Sensor Networks (WSNs) |
| Greenwood et.al. (2014) | | Wireless Sensor Networks (WSNs) |

| Authors | Main objective of the model | Technique used |
|---------------------------|---|---|
| Nkwari et.al. (2014) | Evaluate the standards and the numerous applications that utilize Wireless Sensor Technologies (WST) in the agriculture and food industry and classify them into appropriate categories. | Wireless sensor node with a GPS |
| Srbinovska et.al. (2015) | Introduces a system comprised of a WSN and a user interface that presents the measurements to the user in an accessible way. The system helps farmers avoid losses and achieve a more consistent quality of crops by monitoring environmental variables such as temperature and humidity during long storage periods. | Wireless Sensor Networks (WSNs) |
| Nikolidakis et.al. (2015) | Discusses issues underlying the need for new and novel phenotyping methods and the establishment of the WSN and pasture intake research platforms to predict feed intake and feed efficiency of individual grazing animals. | Wireless sensor and actuator networks (WSANs) |
| Chikankar et.al. (2015) | Determines the effectiveness of using the continuous-time Markov process to determine if a cow is being stolen or not and determine anomalies in behavior that could indicate the presence of the thieves. A wireless sensor node with GPS was designed to sense the position and speed of a cow. | Wireless Sensor Networks (WSNs) |
| Sarangi et.al. (2014) | Presents the development of a WSN application for precision agriculture, which is deployed in a pepper vegetable greenhouse to achieve scientific cultivation and lower management costs from environmental monitoring, including the temperature, humidity, and illumination. | Wireless Sensor Networks (WSNs) |
| Gonzalez et.al. (2014) | Presents an integrated architecture based on WSNs, for automated irrigation management to achieve effective and prompt irrigation of parcels with excellent energy efficiency due to the utilization of a novel routing protocol ECHERP. | |
| | Describes an effective irrigation management system for the container-grown crops that effectively utilize water resources for agriculture and crop growth monitoring using GSM and ZigBee technology. | |
| | Presents Moosense, a WSN that uses ground-based and animal-mounted sensors to control various animal characteristics such as ambient environment factors and nutrition intake (customized food auger and fluid kiosk). | |
| | Presents potential of a heterogeneous WSN in providing data in real-time to help in the analysis of animal behavior and allow effective herd management with sufficient frequency to increase understanding of animal biology and improve productivity. | |

- The transaction involves a physical object, subject to physical and subsequent features, weight, volume, freshness etc.

Supporting Farming Smart documentation by Modular Blockchain Solutions

- Identity of the agent's matter. For example, the agents need to be spatially close to the "wallets" (that appear to be physical assets as well, trees, plants, soil, container etc.).
- The transactions are inevitably linked to other transactions, foregoing that transaction, accompanying it, or, with some delay "unlocking" it.
- The transaction can be sensed and recorded, e.g., by a video camera or subject witness.
- The transaction has quality means on their own. In our example, the apples have been carried by hand, or within a large container lowering apple quality by inflicting damages. In a similar way, the transaction includes aging.
- Generally, such transactions need energy to be maintained, due to the physical nature of its constituents. At the same time, it needs human cognition and intervention to become subject of documentation and recording.
- A classical transaction e.g., of a bitcoin transfer can only be valid or invalid. Farming transactions appear valid to some degree as the outcome of the transaction at the goal site can vary even having same starting point, while there can be unknown, lost, or manipulated circumstances at the origin.
- The transactions expire in some sense. At one point in time, all products made from an apple have been eaten by a living being. There is no primary need to log transactions forever if there is nothing to do or to conclude from the information in a ledger anymore.
- Farming doesn't happen on a terminal, so the interfacing among physical "not connected" objects need to be organized.

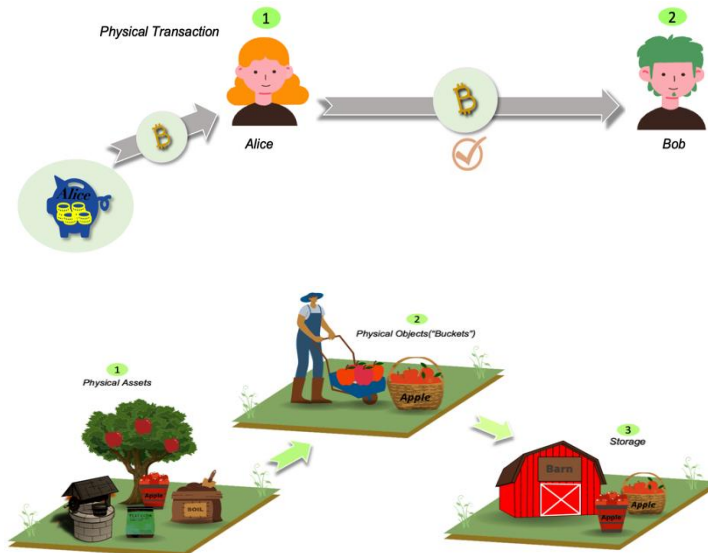


Figure 1. Classical Alice-Bob bitcoin transaction vs farm transaction.

Already by number, those aspects may put into question if blockchain is a suitable concept here at all, compared to the surveying of a number of virtual wallets. Of course, it can be argued that this just increases the number of data that has to be stored within a block and nothing else. This can indeed account for a number of aspects, but not all. Most at all, the mutual influence of transactions, and the locality aspect.

In that regard, and to overcome those problems, we propose a transaction model called “bucket principle” that reflects the transactions in a farming (and subsequent food supply chain) in a way that makes it accessible to the integration in a specially designed blockchain. The principle can be stated as:

Bucket Principle: *All transactions in farming and the subsequent food supply chain can be modeled by the means of transport of an item S from site A to site B within abstract bucket B. The bucket alone can maintain all documentation tasks while logging related events: creation or filling of a bucket, picking up or dropping of a bucket, replenishing, emptying, or consumption of a bucket's content.*

To reconsider above example the apple harvest will be filled into a basket, for example. Now, this can be the proverbial wicker basket, and it is brought by hand to a nearby storage site, keeping it cool until the storage site is filled up to load a truck. Many other such farm activities would refer to real-world buckets. But it is also an abstraction: pruning a tree, the farmer will have to bring tools for pruning to the tree. For watering, one might have to bring a hose nearby, or dig a ditch to guide water flow it where the bucket then is the channel leading to the tree.

The Bucket Principle has several implications. First of all, it can be seen as a “smart tool” operating in a communication environment like edge computing or an IoT infrastructure, which can have sensors, controllers, networking hardware, computing facilities, and internal memory. We agree that the focus in “smart farming” so far was on the sensor equipment, and not much engineering efforts have been put into “Tools IoT” so far. But the argumentation so far gives a good hint that such developments are overdue, and obviously feasible. On the bottom line, even carrying items by hand can become an abstract bucket transaction by using a specially designed data glove.

A bucket has content, that is at the same time a symbolic name and a physical entity. While the latter is obvious, the former can cause documentation problems. Receiving site B might call the content of the bucket differently than the originating site A according to documentation and registration needs. It implies the need for a bucket (in conjunction with its filling) to have a unique id, thus it needs a digital identity.

It also has to be added that the action commonly referred to as transport, e.g., by a cargo ship, isn't such a bucket here. That transport has to be modeled as a *remote storage*: there is a bucket that brought the content of a storage that became subject of being moved to another location. Arriving there, buckets will be filled with content of the same storage, just at a different location.

However, while not applying to transport in classical meaning, it extends to many other subsequent transactions of farm items: cooking, placing items in a supermarket shelf or market booth, consuming like eating, after all, yes. While here is not the place to consider the universality of the bucket principle, as we are primarily interested in its implications for the design of a monitoring blockchain.

The Bucket Principle, up to our best knowledge, was initially introduced along the “Satyr Farm” farm simulation game (Satyr Farm, 2020) running in the OpenSimulator driven simulation environments (OpenSimulator, 2020) and that was introduced in the OpenSimulator driven hypergrid around 2018. The simulation provides a visual cue of a bucket-based transaction that is the result of interactions with farm objects. For example, as shown in Figure 2, to water a tree the avatar mediating user control in the simulation interacts with a well that renders a 3D model of a water bucket and that starts following the avatar as it moves to the tree to water. There, the water is replenished to the tree, and the bucket itself dismissed. The whole Satyr Farm follows this method in all transactions. In subsequent developments, we could demonstrate

Supporting Farming Smart documentation by Modular Blockchain Solutions that the same principle allows extension of the farm to the various stages of the food supply chain, including factory, supermarket, and food consumption and recycling.




Figure 2. A bucket-based transaction in the used simulation environment.

3.2 Encapsulating Block Mesh (EBM)

The Bucket Principle explanation aforementioned gives the base for a smart farming documentation system that integrates blockchain technology. We will point out three major practical requirements:

- **Concurrency:** A farming transaction does not happen in isolation but under the concurrent ongoing of other transactions that are either a condition for the proper fulfilment of current transaction, or an influencing factor, up to issues of resource sharing and replenishment.
- **Locality:** There is no reasonable method to link farm items over long distances, especially among different, maybe even competing farms. The documentation should be done close to the related sites and only based on Near Field Communication in a technical way.
- **Sparsity:** We can't assume to have blockchain recording all over a farm. This is accompanied by the circumstance that several factors affecting trust and quality of farm products are not single-point events but spread over some area and time. Hardware for recording and documenting can be damaged, stolen, or being tampered with. So, the means of validating a blockchain has to account for gaps. The degree of trust into the validation has to be related by the depth to which the events proceeding the current transaction can be safely traced back.

Taking those three requirements into account, we propose the following concept of "Encapsulated Block Mesh" extending the cocoa production blockchain concept.

3.2.1. Cocoa Production Transaction Model

We selected the cocoa production model, specifically locally cocoa processing, as cocoa processing has a number and unique stages and aspects, quite a straightforward chain, and a well-defined structure. The steps involved in primary cocoa processing are also the corresponding variables in the chain, including planting, harvesting, fermentation, drying, and bagging/storage (Guda & Gadhe, 2017) (Saltini, et.al., 2013).

In the system model as shown in Figure 3, we consider that each cocoa farm object, including well, tree, fermenter, drier, and bagging in the storage, has a built-in sensing device called MBC, where the buckets, as the result of finishing a processing stage, processes events such as event logging and documentation hence enabling any farm item to receive messages and links to other farm items. All data from the buckets are later transmitted to the central terminal/cloud storage as the corresponding entry of the events log, which monitors the overall activity of the buckets.

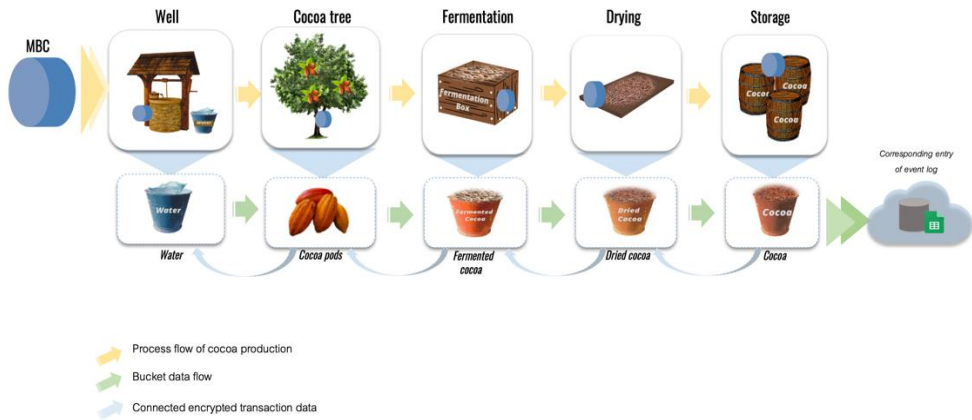


Figure 3. Cocoa production transaction.

3.2.2. Modular Blockchain (MBC)

As previously stated, a bucket-based transaction has various implications, such as a “smart tool” operating in a communication environment such as IoT infrastructure and including sensors, controllers, networking hardware, and internal memory. It is referred to as MBC. In this scenario, MBC serves as a smart sensor integrated on a farm object to record, collect, and store essential farm product information which encapsulating it in a strong cryptographic proof for data authenticity and integrity with a block-generated contract within.

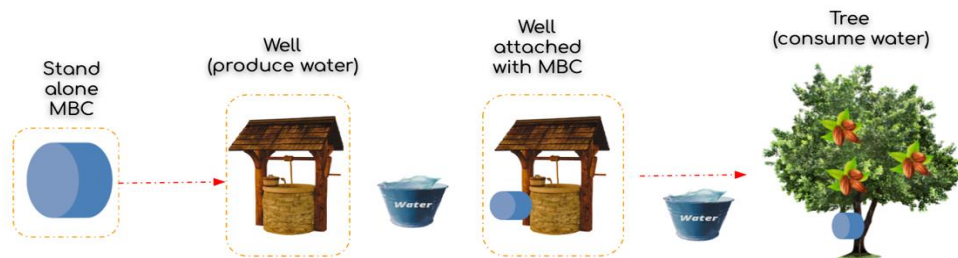


Figure 4. A block-generated contract within MBC.

Figure 4 depicts a contract produced by a block within MBC. Initially, a stand-alone MBC was used, which was later integrated into the farm object (well). Furthermore, the MBC-connected well will generate a bucket of water, which will carry a record log

of events, which will subsequently be transferred and consumed to the next farm object, i.e., a tree. There are two sorts of blocks created based on the events that occur.

- A bucket of water generated by a well has information stored in blocks. As described in Algorithm 1, the previous block, hash 1, is the information generated in each transaction. An entry "NOPE" indicates that no specific information is stored here for the case of produce events. The block event was unrelated to consuming a bucket, referred by hash 2, and hash 3 is the information generated each time the farm object produces a bucket. Next, create a new block, and it is classified as a produced event.
- In the delivery of the bucket of water, the bucket will carry the amount of water and confirmation of the content transfer. As described in Algorithm 2, the hash of the very first block is generated in each transaction as hash 1. Hash 2 is content transfer originating from the bucket of produce event, and hash 3 is information generated each time the farm object consumes a bucket. The farm object, particularly the tree, will absorb the water, triggering MBC to form a new block. It is categorized as a consumed event.

Next, the pseudo-codes of blocks that are generated based on the events that transpired.

Algorithm 1 MBC Produce Event

```

1: function mbcProduces(Block):
2:   Get last previous block,  $B_{last} = Block(last)$ 
3:    $Hash_1 = Hash(B_{last})$ 
4:    $Hash_2 = "NOPE"$ 
5:    $Hash_3 = Hash(eventinformation)$ 
6:    $B_{new} = [Hash_1, Hash_2, Hash_3]$ 
7:   return  $B_{new}$ 

```

Algorithm 2 MBC Consume Event

```

1: function mbcConsume(Block):
2:   Get last previous block,  $B_{last} = Block(last)$ 
3:    $Hash_1 = Hash(B_{last})$ 
4:    $Hash_2 = Hash(mbcProduce())$ 
5:    $Hash_3 = Hash(eventinformation)$ 
6:    $B_{new} = [Hash_1, Hash_2, Hash_3]$ 
7:   return  $B_{new}$ 

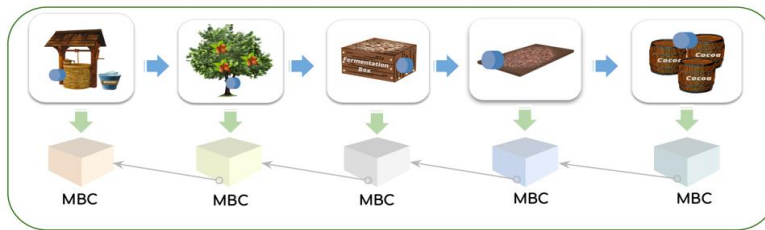
```

Since our model is primarily concerned with documenting all farm operations in nearby areas, we consider MBC compatible with the NFC tag and solely interact with the NFC. NFC serves as a gateway, allowing access to data stored in the cloud. The MBC mesh's purpose is to secure the event log recordings and does not require internet connectivity. Hence, there is a requirement to employ NFC as a peer to transfer information and store data on tags to prevent MBC from being hacked. So, if the end-user wants to access sensor data from outside, it has to ask NFC to get the required data.

3.3 Implementation Principles

To put the EBM into action, we simulate local cocoa processing activities, including the primary cocoa bean processing chain, especially harvesting, fermentation, drying, and storage. This activity process represents MBC which collects, stores, manages key product information of each farm product. The following illustrates the MBC are linked in the EBM in Figure 5.

- **Harvesting.** This process starts with flowers and ends with cocoa beans growing in pods. The cocoa tree consumes water during its growing period and eventually generates cocoa pods as the produce event.
- **Fermentation.** The fermentation process should begin after pod shattering. The box fermentation collects cocoa beans per pod and finishes with the beans being equally fermented. This process is categorized as consuming and producing events.
- **Drying.** After fermentation, the fermented cocoa seeds must be dried, and the fermented seeds must be spread on trays exposed to sunlight. The drying plate receives a bucket of fermented cocoa, and the process ends with a bucket of dried cocoa. This process is classified as consuming and producing events.
- **Storage.** The dried beans are packed into sacks for storage in a warehouse. The storage is obtained in a bucket of dried cocoa and then transferred to various locations. The final stage of cocoa processing is categorized as a consume event.



EBM

Figure 5. Block Mesh.

3.4 Farm Simulation

In this section, we have implemented the EBM for cocoa production on simulation platform as depicted in Figure 6 followed by a detailed explanation. An open simulator environment was employed to illustrate and demonstrate the farm transaction by Encapsulating Block Mesh (EBM). A cloud-hosted instance of the OpenSimulator server (version 0.9.1). This OpenSimulator provides an appropriate research environment by supporting several frameworks such as server-client architecture, grid architecture, avatar-based control, concurrency, and scripting support. It became feasible to develop an experimental framework for conducting simulations that can be evaluated, analyzed, and enhanced through multi-institutional collaboration inside the so-called hypergrid connecting the various server simulations globally (Delp et.al., 2007).

Experimental Environment

Cocoa processing involves several vital aspects before it is transformed into a cocoa product. In this experiment, we confine the modeling of the cocoa production process to watering, harvesting, fermenting, drying, and bagging. The following scenarios are considered.

Supporting Farming Smart documentation by Modular Blockchain Solutions

- Watering the cocoa plant. At this point, the well serves as a water supplier as one of the vital components to ensure healthy growth and cocoa yield. This stage, which represents the first activity of the cocoa plant growth process, is classified as a produce event in which the well generates water consumed by the cocoa tree.
- Harvesting. Which begins with flowering and finishes with cocoa beans growing in pods. This stage is divided into two parts: consume events and produce events, in which the cocoa tree consumes water during its growth phase and ends up by generating cocoa pods.
- Fermentation. After pod breakage, fermentation should take place. This step is also divided into consume and produce events, in which the box fermentation receives cocoa beans per pod and finishes with the beans being evenly fermented.
- Drying. The fermented cocoa seeds must be dried after fermentation, and the fermented seeds must be spread on trays under sun exposure before they are shipped to the storage in the warehouse. This step is divided between consume and produce events. The drying plate receives a bucket of fermented cocoa, and the process culminates in producing a bucket of dried cocoa.
- Bagging/Storage. The dried beans are now packed into barrels/sacks for storage in a warehouse. This step is classified as a consume event in which the storage is obtained in a bucket of dried cocoa and then transferred to various locations.

EBM-specific parameters and settings will be described in Table 2 as follow.

Table 2. Application-specific parameters and settings of simulation.

| Process of Event | Description |
|--|--|
| 1. Produce Event • Code 96 • UUID's bucket • Hash of former block • Hash of "NOPE" • Hash of create event | Farm object generates a bucket. The code used by the farm object to send to MBC as a create event. Initial information in the form of the identity of the farm bucket received by MBC. The hash of the very first block is generated in each transaction. NOPE signifies the block event was not related to consuming a bucket. The hash that is generated each time the farm object produces a bucket. |
| 2. Consume Event • Bucket of content transfer • Code 97 • Hash of former block • Hash of origin block • Hash of consume event | Farm object consumes a bucket. Content transfer originating from the bucket of produce event. The code used by the farm object to send to MBC as a consume event. The hash of the very first block is generated in each transaction. The origin identifier of previous blocks. The hash that is generated each time the farm object consumes a bucket |

The following EBM for cocoa processing will be described in detail as shown in Figure 6.

- After connecting to MBC, each farm item, including well, cocoa tree, fermentation, drying, and storage, is assigned a unique channel number and block count. The

MBC of each farm object contains a block component structure that includes a former block hash, hash block origin, and event hash.

- The well will generate blocks, which will subsequently be carried and absorbed by the cocoa tree. The previous hash block, produced from a bucket of water, is then used as the identifier or original hash block for the following event object.
- The cocoa tree, which is the next consumption event, will receive several buckets of water and be consumed. Each tree has transaction records for tree watering, one of which results from the cocoa harvesting stage, specifically cocoa pods. The block contains hash data from water activities, while the other block contains hash data from cocoa pods. All blocks have an identical block component format, consisting of a hash of the previous block of transactions, the origin of the block hash as an identifier of the origin of the previous block from Well's MBC, and a new hash event for consuming events already consumed by the cocoa tree. In event fermentation, the hash of the previous block of the resulting cocoa pod becomes the identifier or block hash of origin for the next event object.
- At the fermentation stage, as in the following bucket, the cocoa pod provides information on the transfer of event data content from the tree, transmitted to the fermentation stage. Each fermentation box comprises a transaction records block in which the cacao pod is poured into the fermentation box while another block of fermented cocoa is generated. The former block hash of each generated fermented cocoa becomes a further identity for the object in the drying event.
- Similar to the process in the fermentation stage, in the drying stage, each drier plate comprises a record of transactions where a fermented cocoa bucket as a result of a fermentation process is poured into the drier while other blocks are generated dried cocoa. The former block hash of each generated dried cocoa becomes the identifier for the object in the final storage of the cocoa processing journey.
- Storage as the cocoa processing series' final generates has the same block component structure as the previous stages of cocoa processing. The transaction records in each block contain event log data from a bucket of dried cocoa that will be utilized as a secondary identification for the event's next step.

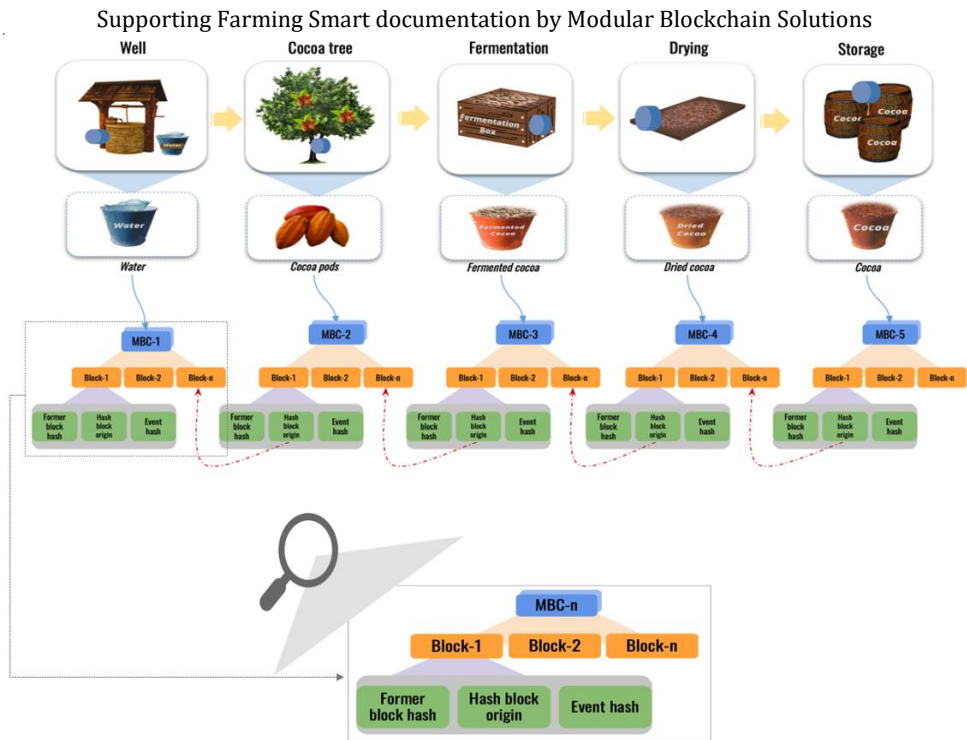


Figure 6. EBM for Cocoa Production.

3.5 MBC Event Log

In this section, we constructed gateway communication between MBC to the cloud storage, specifically transferring the farming transaction data recorded on MBC until it is stored in cloud storage. In this case, we are using Google cloud.

Each MBC will record and keep every transaction that occurs. Therefore, we construct a storage method that takes advantage of cloud storage, in this case, Google sheets as storage media. Every transaction performed by MBC will be broadcast to a certain communication channel specified in the script. To listen to every transaction that occurs on each MBC, we improve the communication gateway in the form of a script placed in a farming simulation. This script's function is to record and report every transaction from each MBC's farming simulation to the Google cloud. Some parameters such as *key_id* and *HTTP_Requests* function are needed to construct the communication between farming simulation and Google Spreadsheet. However, like other cloud storage media, this is a plain external log that is mostly unprotected. Hence the event log protection derives from its connection to the reliably EBM.

4. Result and Discussion

4.1 Result

We now have a few records log of transactions from MBC's. Since our transaction model runs in parallel from one transaction to the next, thus necessitating authentication and validation of the farm product data as the block updates each time

and proceeds to the next block. We then investigate the certain MBC of the block on the farm object.

4.1.1. Validation

Figure 7 illustrates the detailed block of MBC, with each block identified and tracked through the operational procedure of the proposed EBM.

The following is an overview of the transaction validation procedure for cocoa processing.

- A bucket of water is produced by the well that initiates the cocoa production process. A bucket of water with the bucket's information content distributes it to MBC. The contents are the bucket's UUID, the token, and the event. From here, the transaction data is hashed into blocks, and MBC generates a block and then proceeds to send back the new block to the water bucket, and it becomes the first block of the bucket. The validation process occurs if the transaction data is traced by tracing the identity of the hash. Here, between the existing hash block origin and the previous block hash of MBC. If the hash values fully comply, the transaction is considered valid.
- Assume that the cocoa tree requires transaction data from a bucket of water at an early stage. The bucket of water then transports a certain amount of water and other content transfer information to the cocoa tree for consumption. The cocoa tree then provides information comprising hash origin and consumption events to MBC, following which transaction data is hashed into blocks until MBC creates new blocks. If both hash values match, the transaction is considered valid. In such situation, the validation procedure is carried out by tracing the identity of the hash, which matches the previous hash block of the bucket of water and the origin of the hash block in the cocoa tree.
- Regarding transaction validation during the fermentation stage, drying to storage, as aforementioned, it appears to follow the same workflow in terms of producing blocks in each transaction. Produce and consume events are the two sorts of blocks that are created. Validation is accomplished during transaction block tracing by finding and matching the identity of the hash between the previous hash block of the cocoa tree and the hash block origin at the fermentation level. If the hash values of the two transactions are matched, the transaction is considered valid. Something similar will occur at the drying and storage levels.

4.1.2. Investigate the MBC's

The investigate step is taken to monitor the block on the harvested cocoa, transporting it to the fermentation box to obtain fermented cocoa, which is subsequently transported to the drier plate to get dried cocoa. The distribution process finishes with warehouse storage.

- Investigation 1:

Inquire about the origin of the dried cocoa in the warehouse storage, in this case, randomly selected storage rack at block 2. (Table A.16)

MBC Block 2:

former block hash: be12382f98fd9240ed80fe1a322175a9

hash block at origin: d9e1e110f5cf22ed97f4a05ccd15a932

event hash: fe7ccaa75cebbf540c5c9517731d4f7e

As can be seen, the hash of the origin block is:
d9e1e110f5cf22ed97f4a05ccd15a932.

Now double-check with the drier:

After calculating the hash, the result of the retrieve hash block origin is d9e1e110f5cf22ed97f4a05ccd15a932 which corresponds to the second entry in block 2 of drier plate two. It signifies that the dried cocoa in the warehouse storage originated the dried plate two and allowed the UUID of the MBC of the drier plate to be verified.

- Investigation 2:

After double-checking the origins of the dried cocoa, the next step is to inquire about the origins of the fermented cocoa in drier plate two block 1. (Table A.13)

MBC Block 1:

former block hash: fff7a973d18eac54302e41ce70530816
hash block at origin: 3616c124ebd63803f088017de4b85c55
event hash: f5551d1423cc272844822b938b020d74

As can be seen, the hash of the origin block is:
3616c124ebd63803f088017de4b85c55.

Double-check with the fermentation box:

After calculating the hash, the result of the retrieve hash block origin is 3616c124ebd63803f088017de4b85c55 which corresponds to the first entry in the block 1 of drier plate two. It indicates that the fermented cocoa in the drier plate originated in fermentation box four block 2 and allowed the UUID of the MBC of the fermentation box to be verified.

- Investigation 3

Inquire where the cocoa pod originated from in fermentation box four block 1. (Table A.11)

MBC Block 1:

former block hash: fff7a973d18eac54302e41ce70530816
hash block at origin: 017a6b68a8299277067841085d79b803
event hash: 31a73da207677efd5f1603b9ef1e7d39

As can be seen, the hash of the origin block is:
017a6b68a8299277067841085d79b803.

Double-check with the cocoa tree:

After calculating the hash, the result of the retrieve hash block origin is 017a6b68a8299277067841085d79b803 same as the first entry in the block 1 of fermentation box four. It indicates that the cocoa pod in the fermentation box four

originated in harvest cocoa of tree 1 and allowed the UUID of the MBC of the cocoa tree to be verified.

- Investigation 4:

Since the well has 30 blocks while we got the last block traced from the tree 1, the tree has been watered in between. Thus, we can read the "former block hash" directly. Now we investigate the former block hash of the bucket of water that was watered the cocoa tree 1. (Table A.2)

MBC Block 1:

former block hash: fff7a973d18eac54302e41ce70530816
hash block at origin: f77bc30541130cb9d10e6afc4ebd9ccf
event hash: 327e5bcd1e522ff90d3da725c9d6454c

As can be seen, the hash of the origin block is:
f77bc30541130cb9d10e6afc4ebd9ccf.

Double-check with the well:

As a result of the calculating hash, hash block origin is
f77bc30541130cb9d10e6afc4ebd9ccf,
which is the same as the former block hash of the well. The UUID of the MBC of the well can be verified.

To put it another way, we have securely identified one source of the water that watered the tree, finally leading to the examined cocoa beans in warehouse storage.

4.1.3. Corresponding Entry of Event Log

The cocoa processing encapsulating block mesh is used as the foundation for capturing transaction data of cocoa processing in order to ensure data integration, safety, and traceability of the overall activity of transaction events. The cocoa processing encapsulating block mesh method's final output can subsequently be saved on the Google cloud storage.

Figure 8 shows a screenshot of the output page of the corresponding event of the data log.

Supporting Farming Smart documentation by Modular Blockchain Solutions

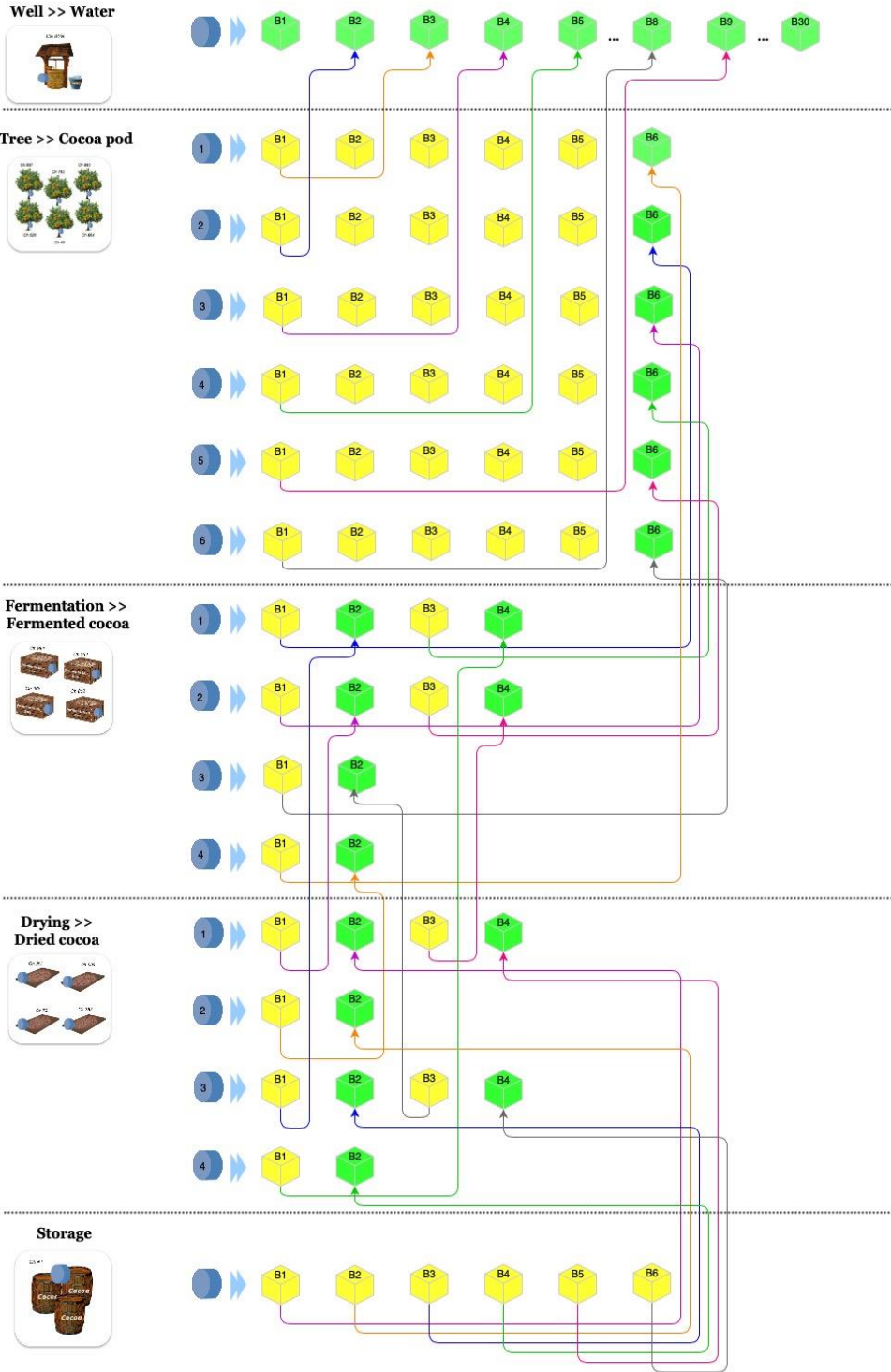


Figure 7. Detailed traced block of the MBC

Figure 8. Corresponding entry of event log

4.2 Discussion

Our proposed EBM has been evaluated in terms of its secure data documentation. In particular, the protection of records data in the event log and the degree of trust of transaction validation have been analyzed by encapsulating the blocks for all farm entities involved in the process.

Our farm model works in parallel from one transaction to the next as a condition for effectively fulfilling ongoing circumstances and transactions. It demonstrates that it is valid to utilize the value of one entity to integrate another entity at a different goal site even if it has the same starting point. Hence the sustainability, resilience of relatedness, and reliability can be proven of the whole product tracing while avoiding manipulation of data-related decision-making.

Considering the possibility that MBC may be damaged, stolen, or tampered with, it may be assumed that there is no guarantee that the blockchain can record throughout a farm. However, authenticating blockchain related to the depth to which the events preceding the current transaction can be reliably tracked back is of great concern here for the trustworthiness of this method.

In other words, the hash value match and relatedness blocks in each event where an event that continues the current transaction occurs and wherever its area is a benchmark for the legitimacy of a transaction in the block.

After simulating EBM, the interfacing among physical objects unconnected has been constructed and organized. It is evident that the documentation of farming transaction records is more structured, complete, secured, and protected, and each farm product is identified, integrated, and verified. It implies that the proposed blockchain approach EBM corresponds to the conditions of a farming transaction.

5. Conclusion

We have proposed the Encapsulating Block Mesh (EBM) for cocoa production by integrating a unique designed blockchain and applying the principle of a bucket-based transaction implicated by MBC's sensing instruments.

Supporting Farming Smart documentation by Modular Blockchain Solutions

The transaction documentation model is recorded at each level of cocoa processing and will be connected to events that occur on other farm objects chained together in blocks using a strong cryptographic method. First and foremost, the overall practical system requirements have been defined. Then, we introduced a protocol that allows each cocoa farm stage to validate and authenticate product farm transaction data through chained hash values in the blocks. A remarkable feature of the proposed EBM is protecting the recorded data in the event log to eliminate data tampering and distortion, allowing data to be monitored safely and transparently. The claim procedure validation and MBC analysis demonstrated the validity of our EBM.

From the finding of this study, we may refer to a realistic portrayal of a flow of farm transaction model in which farm objects take turns recording information on the process of producing, transacting, and consuming a farm product into a block. Each block is then encapsulated, linked, and verified with the previous farm transaction block. This remarkable simulation model is appropriate for implementing agricultural system documentation in the real-world environment. The simulation approach is also expected to address farming documentation issues at several levels of the food supply chain, including factory, supermarket, and food consumption. Farm management may use this simulation to manage or develop a documentation system employing a specifically built security of sensing instrument.

There are some open problems which are attractive to be explored further. The first relates to the method used, which is still constrained in the simulation environment, and the data distribution system, which is still at the farm level. So, for future works related to EBM, it will be highly fascinating to examine how the same principle allows agriculture to be expanded to other stages of the food supply chain, such as manufacturing, supermarkets, food consumption (consumers), and recycling in real-world environments.

Author Contributions: Author Contributions: Conceptualization, A.A.A, I.W.W, and M.K.; methodology, M.K.; software, M.K. and I.W.W.; validation, A.A.A and M.K.; formal analysis, A.A.A and M.K.; investigation, A.A.A and M.K.; resources, A.A.A. and M.K.; data curation, A.A.A. and M.K.; writing—original draft preparation, A.A.A; writing-review and editing, M.K.; visualization, A.A.A.; supervision, M.K.; All authors have read and agreed to the published version of the manuscript.

Acknowledgments: The authors of this article would like to thank Kyushu Institute of Technology for their financial and educational support.

Conflicts of Interest: The authors declare that they have no known competing financial interests or personal relationships that could have appeared to influence the work reported in this paper.

Appendix

Table A.1: Well

| Block | Former block hash | Hash block origin | Event hash |
|-------|-----------------------------------|-------------------|-----------------------------------|
| 1 | fff7a973d18eac54302e41ce70530816 | NOPE | e57dd29e50f7b4d4676fcb360a2a3f8 |
| 2 | 2b686a7c8601b901ab8df8a9d255ac8 | NOPE | 657d125c2693b2718350bd556b493ffb |
| 3 | f77bc30541130cb9d10e6afc4ebd9ccf | NOPE | 6823b54bfff5969f432f9787de991fab |
| 4 | e5e130b88e093499f8f6aaa300400b6 | NOPE | 46be480f59381b4b16c571f4e0e8a64b |
| 5 | 4c760f7a1b0ca3542fe5d2aba8ad017e | NOPE | 872604e1f8d8ffa837468202c27fbd53 |
| 6 | 127621e1abf18c792c6c1f566fba243f | NOPE | 529813506deec4e77493f8651d04ed13 |
| 7 | b45be60147a7cc2daa34cef71942bd6d | NOPE | 9c9a63fb5699170175e9f19015e81a04 |
| 8 | ab6b314704fca1ec8ec2eeba7946d225 | NOPE | 28886af72c1ffab52e36cd83da9aa3 |
| 9 | f9f14141fd090b38ce86cee8cd10208e | NOPE | 23134c7962420ed64b9000c6237b20b |
| 10 | 6336806085e3b1b398b9d795a78ac28a | NOPE | e025b3ea1c595c599e3e9542755fbf30 |
| 11 | c304a81c184818778e12e2a465743572 | NOPE | 3c6316bb026e20f4b497ebcd186c6f1c |
| 12 | 2a418e361721c0c35722dc3f44d97fd5 | NOPE | 18dac09d1ce818f3e80bb939c312c94e |
| 13 | 21ca390e3a5260596028af93927dbf6f | NOPE | ceb554f9c6f36a4d6533ab3af2f344 |
| 14 | 758e14ecd188acaa352ee73fb565dd33 | NOPE | 3caa7e7eedebbe6197516c88232e08d |
| 15 | be1c438246d6471521a9fdf4b799c3ea | NOPE | 5463688b1f6f766cd0335b49c950b27f |
| 16 | 7538340e74dcc686bcb3c5b0a1e6ec | NOPE | 2b19ec927e2076d03b51806987453316 |
| 17 | f49444fe520d3aa73a2a3849caf36232 | NOPE | 33a0c93cd5ec8585384bec6c1b7ed01 |
| 18 | c60b5ea0d579c1aeba7312393d61b8f9 | NOPE | 6f6c9b7fec611acf13ae1bed3f0e10a7 |
| 19 | 64b09997c23c5651a761a90d5e6a3273 | NOPE | ca848ccd11bc9ddb90a3a6b82979e595 |
| 20 | 88e875c13fc12794f273e657729238c4 | NOPE | 3f4ce43619d24e580c251b7389f9d8dc |
| 21 | 0c632c4845b349fa993f5878a3575737 | NOPE | 2f0f870ff0f2826c6e8fe572db69f490 |
| 22 | 22cf3686af45b3e5a6093f040e178b01 | NOPE | 847968257d0adb1184188e5d286ebda3 |
| 23 | 998a8b241021d888f03f09383878688c | NOPE | 62a8e5a40acd2862a4340ba5596d0701 |
| 24 | 54840d45affa4332dd35a080b5746d5 | NOPE | 5efbbcd965a092fc43d05644849c427e |
| 25 | 8559095dbb33dd22fb15675e0d00023a1 | NOPE | 24b2d8beaced5acebbaad1f393077a |
| 26 | 98b010bd5c2641257a8f06c443e7d1cd | NOPE | e9937b640838f8082970b67b05dc094e3 |
| 27 | 63d8ab9a53527ff864f7951d4c2ffc5e | NOPE | 66d91d3bba59d5ea021c18b80ca7923 |
| 28 | 330a7177f5f2cbe10e58bdc4720a855 | NOPE | 2005017c54b4092c4335cf78abcfe27 |
| 29 | 408519e6139b07849f2585b2c29b3421 | NOPE | 279afb0ecb2bf9223d94e23b60172d5b |
| 30 | 2db1e2cc196f3b78d6d0cb6a8ba02678 | NOPE | 38000344f4d52878b1d44396cc92f7807 |

Table A.2: Tree 1

| Block | Former block hash | Hash block origin | Event hash |
|-------|----------------------------------|----------------------------------|----------------------------------|
| 1 | fff7a973d18eac54302e41ce70530816 | f77bc30541130cb9d10e6afc4ebd9ccf | e57dd29e50f7b4d4676fcb360a2a3f8 |
| 2 | dd2a481807268e16e510fd1dc587ce20 | c304a81c184818778e12e2a465743572 | 657d125c2693b2718350bd556b493ffb |
| 3 | 3e5384c6d35f3d864ba3713c8100a15 | 7538340e74dcc686bcb3c5b0a1e6ec | 6823b54bfff5969f432f9787de991fab |
| 4 | f2aca1105308dfa11a898473997699ee | 998a8b241021d888f03f09383878688c | 46be480f59381b4b16c571f4e0e8a64b |
| 5 | 15c5c46970ede71b5959429a4b11c648 | 330a7177f5f2cbe10e58bdc4720a855 | 872604e1f8d8ffa837468202c27fbd53 |
| 6 | ff682f6161312e1117ff16422dc46dca | NOPE | 529813506deec4e77493f8651d04ed13 |

Table A.3: Tree 2

| Block | Former block hash | Hash block origin | Event hash |
|-------|-----------------------------------|----------------------------------|----------------------------------|
| 1 | fff7a973d18eac54302e41ce70530816 | 2b686a7c8601b901ab8df8a9d255ac8 | deb41d87667b214680f4b5ac79fa085 |
| 2 | 31636d37495e827713c95148de7dc93 | 6336806085e3b1b398b9d795a78ac28a | 3e781a47bb315dc706af4786025fe1e |
| 3 | 6af327fca1139f5f2073b8ad599e33fa | 758e14ecd188acaa352ee73fb565dd33 | 90a17f192058f05a92d0c93ae41c5477 |
| 4 | 254828ec0945efaf3fa695954ad39d8ca | 54840d45affa4332dd35a080b5746d5 | 9c62cfa31101717ddbd2ed0f9e7e38e3 |
| 5 | 899e5b9f4034bac0502e53e13226c32f | 63d8ab9a53527ff864f7951d4c2ffc5e | fe25d67eb432f707874cf689bd7d4151 |
| 6 | 38a8e1d31f7df1715b54176d8af01189 | NOPE | ad6b11736be1b88503a7c1d5f230ba24 |

Table A.4: Tree 3

| Block | Former block hash | Hash block origin | Event hash |
|-------|-----------------------------------|----------------------------------|-----------------------------------|
| 1 | fff7a973d18eac54302e41ce70530816 | e5e130b88e093499f8f6aaa300400b6 | 91507f9d2feec89e4347f8ef4e10c439 |
| 2 | ab6b38335c76fde17260bf6775b03f3fd | 2a418e361721c0c35722dc3f44d97fd5 | 2054e6aceb0f20aada1fb8e8e2611e56 |
| 3 | 6da1e0f9b74cd56c7e21b00e803f2ce3 | be1c438246d6471521a9fdf4b799c3ea | 1b61ed771e63a3c0f49d9477403e74a4 |
| 4 | b17a82d1231ff9a3be88330e82358e94a | 8559095dbb33dd22fb15675d000023a1 | c0e31da9fee418c18a7739c57753d3f00 |
| 5 | def5decdbdc59498e886390c6e1520be | 98b010bd5c2641257a8f06c443e7d1cd | f444853e0ac54ef077e5034b18b7069d |
| 6 | 5a6b0916feb3b5edcd89da71516c047d | NOPE | 4f2367931d670efceaf11403882e25 |

Table A.5: Tree 4

| Block | Former block hash | Hash block origin | Event hash |
|-------|----------------------------------|----------------------------------|----------------------------------|
| 1 | fff7a973d18eac54302e41ce70530816 | 4c760f7a1b0ca3542fe5d2aba8ad017e | a1f915bd02b4055a1ed6e9cccbad809f |
| 2 | 7c33a136fee609a4bf4978bd9b5e2f2 | 21ca390e3a5260596028af93927dbf6f | 166c09af60fba0d8f89709a54d42dac |
| 3 | 2f5522a8e7313839f87d12fc0d24df94 | c60b5ea0d579c1aeba7312393d61b8f9 | cc790b20420e7634da462be40bd3dc10 |
| 4 | 192fc2038e5db537bd8a7aa44a3263cd | 88e875c13fc12794f273e657729238c4 | 2430e43fb02616071bb7a4114a2c5f1b |
| 5 | 9f5e77abc5d33a0a4385ee03cd429da5 | 8f25e89ca0b897e1e099af7c25270214 | 582cf172fa340fa4f335caf4ace54bc |

Supporting Farming Smart documentation by Modular Blockchain Solutions

| | | | |
|---|----------------------------------|------|---------------------------------|
| 6 | 33ecc21f27310dbc28013d8699013a38 | NOPE | 456b456115b5e7ef06f61e8d8f78f76 |
|---|----------------------------------|------|---------------------------------|

Table A.6: Tree 5

| Block | Former block hash | Hash block origin | Event hash |
|-------|----------------------------------|----------------------------------|----------------------------------|
| 1 | fff7a973d18eac54302e41ce70530816 | 127621e1abf18c792c6c1f566fba243f | 285dda67e2a5a44c5a25a029f174ffc5 |
| 2 | b1845125e31771b19cd3ffa99681d2c3 | f9f14141fd090b38ce86cee8cd10208e | cc8a3008f4b185c9ce004f723a12f360 |
| 3 | efab4637d548cdfd70b8bd13bf2f9afc | f49444fe52d03aa73a2a3849caf36232 | e475c880dcc5e1805d764c9ed9ce5416 |
| 4 | f2455f916dd1ff690259ce913b559e6c | 0c632c4845b349fa993f5878a3575737 | 51e0e1133246d68e266668032c5cd724 |
| 5 | f55a38001f7a682903c91eededcfa5c1 | 408519e6139b07849f2585b2c29b3421 | f6967fb451bc928d2f3d7f99003410d5 |
| 6 | 4ccdb0cf56cd364cf7d36f078d7f5e64 | NOPE | 9b55bbaffbd3bdc1d69c17ccf3b8bfb4 |

Table A.7: Tree 6

| Block | Former block hash | Hash block origin | Event hash |
|-------|-----------------------------------|----------------------------------|----------------------------------|
| 1 | fff7a973d18eac54302e41ce70530816 | b45be60147a7cc2daa34cef71942bd6d | 764a40463057bd5278365150e12d348f |
| 2 | 1cc89f7df6b8ec667320359a78ab5d28 | ab6b314704fca1ec8ec2eeba7946d225 | 9d2016c662f5d31b8e42800835fd16 |
| 3 | ede95a11abb3fe5d0971772f326b458a | 64b09997c23c5651a761a90d5e6a3273 | b9967b72fdd5ac39f84049831cdb57fb |
| 4 | 74bbe8e39abd392d2e16c3b19cf3bf89 | 22cf3686af45b3e5a6093f040e178b01 | 3001b9c6ecf6e0def4a871591ba055d9 |
| 5 | 1c5b07bbd20c3fd8501cddbbee048a2ea | 2db1e2cc196f3b78d6d0bc6a8ba02678 | f0eb3fb96d8786882a7fa5319a351672 |
| 6 | de445c42470314ff6aa4ff6eca5905 | NOPE | 9b28d36a31d6e0204912267338f6a986 |

Table A.8: Fermentation Box 1

| Block | Former block hash | Hash block origin | Event hash |
|-------|----------------------------------|----------------------------------|----------------------------------|
| 1 | fff7a973d18eac54302e41ce70530816 | 8cd261c40ebb9cefaae17fa3795a1435 | 3c047473a8ec1b43e25589da561c4fa4 |
| 2 | 341f7c950afc7fb316f3372da690d597 | NOPE | b7907fbf5bbc22f0e4f0a82a8731bc95 |
| 3 | 85807726a37a81e239354c085dc58911 | 210f9fdc44974c6b8118b856265b72c | 3b9999e23c9a189c52c4b40f36b247d6 |
| 4 | 10691e511c294ab745d4d2d898b0bb9a | NOPE | 26d60839f9d28bb3889109bf60b4ac3b |

Table A.9: Fermentation Box 2

| Block | Former block hash | Hash block origin | Event hash |
|-------|----------------------------------|----------------------------------|----------------------------------|
| 1 | fff7a973d18eac54302e41ce70530816 | bae871823b83c1f96f8946db58f79e26 | 58a572742e9594aa74a87b595a3bda7f |
| 2 | a859101fbc8c23f8c9de4e5e6b282f4 | NOPE | 857e15fd48c1a236737b24bd5ecfdca |
| 3 | 2629b590e584815f46c1515c25aaea4a | 3c6652bdb2402277f2624f0b6146e377 | b1f500fc24300657d057a0038548cb08 |
| 4 | f9c04d83be42e64782df33f196a37159 | NOPE | 2822d2b574bfbc6a4eeddf7e994abff |

Table A.10: Fermentation Box 3

| Block | Former block hash | Hash block origin | Event hash |
|-------|----------------------------------|----------------------------------|----------------------------------|
| 1 | fff7a973d18eac54302e41ce70530816 | 028ba03293f3a90bc88e25e356e766c8 | 604f99b6cb01c2149bfdc0331dd3c9ed |
| 2 | 1d5a18141d76c51bc63a2d3433ed16f3 | NOPE | 7b9f50c7903e0b5bbc3f4b455a609a07 |

Table A.11: Fermentation Box 4

| Block | Former block hash | Hash block origin | Event hash |
|-------|----------------------------------|----------------------------------|----------------------------------|
| 1 | fff7a973d18eac54302e41ce70530816 | 017a6b68a8299277067841085d79b803 | 31a73da207677efd5f1603b9ef1e7d39 |
| 2 | b466b91076cfc90f39f9e89905141f84 | NOPE | 3ab5ce6471ea7bcd39154d434054a138 |

Table A.12: Drier plate 1

| Block | Former block hash | Hash block origin | Event hash |
|-------|----------------------------------|----------------------------------|-----------------------------------|
| 1 | fff7a973d18eac54302e41ce70530816 | 2629b590e584815f46c1515c25aaea4a | cd829eeb4a05265ed7c4e5bae10bb79f |
| 2 | 432fed641dab4733ba24bf81e9665023 | NOPE | e7d0dd071eca2c95df9235167ae9b3f2 |
| 3 | 8e37264acd37c4ad2f19a28c7ce32ef7 | 9ff399b611e36a118a135c876a1ec5b6 | 8fe6762da16a69f2bc4241e18dddec6ce |
| 4 | a84be40a5339d596c32172f0d9091c8 | NOPE | ea9a2ff0bb42cd6d3f6aad3e414902ba |

Table A.13: Drier plate 2

| Block | Former block hash | Hash block origin | Event hash |
|-------|----------------------------------|----------------------------------|----------------------------------|
| 1 | fff7a973d18eac54302e41ce70530816 | 3616c124ebd63803f088017de4b85c55 | f551d1423cc272844822b938b020d74 |
| 2 | f20d259f742a16387f98a587344c94f6 | NOPE | 9efdfb2ce2df9d88ab457d9267d46371 |

Table A.14: Drier plate 3

| Block | Former block hash | Hash block origin | Event hash |
|-------|----------------------------------|----------------------------------|----------------------------------|
| 1 | fff7a973d18eac54302e41ce70530816 | 85807726a37a81e239354c085dc58911 | 5b824e46784dbaf44e5f16b9e130dbcd |
| 2 | 08d7037538bf163c48e6a5b1b0234e1a | NOPE | 2cd56eeae9afeba963a9690b0f78d601 |
| 3 | 54e7154d726af7b521ce456085f93477 | bd3c7c82e1d2324ffc4d120a1594d9d5 | 0a1ca99f12a25f270c747d22fe40f1c2 |
| 4 | d65b6b98ee4b8297ed48fd018c1f50bc | NOPE | 3bbd9af9881033ac963452790c56472e |

Table A.15: Drier plate 4

| Block | Former block hash | Hash block origin | Event hash |
|-------|-----------------------------------|----------------------------------|----------------------------------|
| 1 | fff7a973d18eac54302e41ce70530816 | 1c95778108c10289c60a5867ca48e37d | 997c0c64449bfc37fa32e9afa9f2d5d |
| 2 | 50e1ffae45052a9206023e6b0dadcd2c3 | NOPE | 57e9a39524d427a2c56f4931ef789063 |

Table A.16: Storage

| Block | Former block hash | Hash block origin | Event hash |
|-------|----------------------------------|----------------------------------|----------------------------------|
| 1 | fff7a973d18eac54302e41ce70530816 | 8e37264acd37c4ad2f19a28c7ce32ef7 | 1b29eb80901752ba79e10a98501491c8 |
| 2 | be12382f98fd9240ed80fe1a322175a9 | d9e1e110f5cf22ed97f4a05ccd15a932 | fe7ccaa75cebbf540c5c9517731d4f7e |
| 3 | ec2fb067490be6e3bb004d0528c4b1bf | 54e7154d726af7b521ce456085f93477 | 9aeeb41a3d8d9e26f65271c3bfba6894 |
| 4 | 95301626934335f5e76aa2d10f715744 | f935e4a5a03e75007688326cc2241264 | 5c380d674e523499c94d31610cd7831e |
| 5 | d73fab43416561382cbe55a5db95d8f | 603a189b5a8dd9c8400de137c19e3968 | 26ca7014e41a97bc894376c9ef63e75a |
| 6 | 951957d29fbf48930f3a481e0bef1365 | 7035e45e5e31c51d1183049f6dadfd38 | 23609fd5eb455a4a2b67480b76787bc8 |

References

Abbasi, A. Z., Islam, N., Shaikh, Z.A. (2014). A review of wireless sensors and networks' applications in agriculture, *Computer Standards & Interfaces*, 36(2), 263–270.

Caja, G., Castro-Costa, A., & Knight, C.H. (2016). Engineering to support wellbeing of dairy animals, *Journal of Dairy Research*, 83(2), 136–147.

Candiago, S., Remondino, F., De Giglio, M., Dubbini, M., & Gattelli, M. (2015). Evaluating multispectral images and vegetation indices for precision farming applications from uav images, *Remote Sensing*, 7(4), 4026–4047.

Chammem, N., Issaoui, M., De Almeida, A.I.D. & Delgado, A.M. (2018). Food crises and food safety incidents in European Union, United States, and Maghreb Area: current risk communication strategies and new approaches. *Journal of AOAC International*, 101(4), 923-938.

Chikankar, P. B., Mehetre, D., & Das, S. (2015). An automatic irrigation system using zigbee in wireless sensor network, in 2015 International Conference on Pervasive Computing (ICPC). IEEE, 1–5.

Delp, S. L., Anderson, F. C. Arnold, A. S., Loan, P., Habib, A., John, C. T., Guendelman, E., & Thelen, D. G. (2007). Opensim: open-source software to create and analyze dynamic simulations of movement, *IEEE transactions on biomedical engineering*, 54(11), 1940–1950.

González, L., Bishop-Hurley, G., Henry, D., & Charmley, E. (2014). Wireless sensor networks to study, monitor and manage cattle in grazing systems, *Animal Production Science*, 54(10), 1687–1693.

Good Morning America (GMA). Farmers explain why shutting down restaurants creates domino effect on their profits.(2020). Available:

Greenwood, P. L., Valencia, P., Overs, L., Paull, D.R., & Purvis, I.W. (2014). New ways of measuring intake, efficiency and behaviour of grazing livestock, *Animal Production Science*, 54(10), 1796–1804.

Guda P. & Gadhe, S. (2017). Primary processing of cocoa, *International Journal of Agricultural Science and Research*, 7(2), 457–462.

Helwatkar, A., Riordan, D., & Walsh, J. (2014). Sensor technology for animal health monitoring. *International Journal on Smart Sensing & Intelligent Systems*, 7(5), 1-6.

<https://www.goodmorningamerica.com/living/video/farmers-explain-shutting-restaurants-creates-domino-effect-profits-70795278>

Huang, Y., & Thomson, S.J. (2015). Remote sensing for cotton farming, *Cotton*, 57, 439–64.

Supporting Farming Smart documentation by Modular Blockchain Solutions
Juul, J. P. Green, O., & Jacobsen, R. H. (2015). Deployment of wireless sensor networks in crop storages, *Wireless Personal Communications*, 81(4), 1437–1454.

Kutter, T., Tiemann, S., Siebert, R., & Fountas, S. (2011). The role of communication and co-operation in the adoption of precision farming. *Precision Agriculture*, 12(1), 2-17.

Lee, W. S., & Ehsani, R. (2015). Sensing systems for precision agriculture in Florida, *Computers and Electronics in Agriculture*, 112, 2–9.

Legal Insurrection. Wuhan coronavirus shutdowns hitting america's farms.(2020). Available: <https://legalinsurrection.com/2020/04/wuhan-coronavirus-shutdowns-hitting-americas-farms/>

Nikolidakis, S. A., Kandris, D., Vergados, D.D., & Douligeris, C. (2015). Energy efficient automated control of irrigation in agriculture by using wireless sensor networks, *Computers and Electronics in Agriculture*, 113, 154–163.

Nkwari, P. K. M., Rimer, S., & Paul, B. (2014). Cattle monitoring system using wireless sensor network in order to prevent cattle rustling, in 2014 IST-Africa Conference Proceedings. IEEE, 1–10.

Ojha, T., Misra, S., & Raghuwanshi, N.S. (2015). Wireless sensor networks for agriculture: The state-of-the-art in practice and future challenges, *Computers and Electronics in Agriculture*, 118, 66–84.

OpenSimulator. An open source multi-platform, multi-user 3D application server. (2020). Available: http://opensimulator.org/wiki/Main_Page

Ruiz-Garcia, L., Lunadei, L., Barreiro, P., & Robla, I. (2009). A review of wireless sensor technologies and applications in agriculture and food industry: state of the art and current trends, *Sensors*, 9(6), 4728–4750.

Rutten, C. J., Velthuis, A., Steeneveld, W., & Hogeveen, H. (2013). Invited review: Sensors to support health management on dairy farms, *Journal of Dairy Science*, 96(4), 1928–1952.

Saltini, R., Akkerman, R., & Frosch, S. (2013). Optimizing chocolate production through traceability: A review of the influence of farming practices on cocoa bean quality, *Food Control*, 29(1), 167–187.

Sarangi, S., Bisht, A., Rao, V., Kar, S., Mohanty, T.K., & Ruhil, A. P. (2014). Development of a wireless sensor network for animal management: Experiences with moosense, in 2014 IEEE International Conference on Advanced Networks and Telecommunications Systems (ANTS). IEEE, 1–6.

Satyr Farm. A Farming and Roleplay system for opensimulator. (2020). Available: <https://satyrfarm.github.io>

Srbínovska, M., Gavrovski, C., Dimcević, C., Krkoleva, A., & Borozan, V. (2015). Environmental parameters monitoring in precision agriculture using wireless sensor networks, *Journal of Cleaner Production*, 88, 297–307.

Sreekantha, D.K., & Kavya, A.M. (2017). Agricultural crop monitoring using IOT-a study, 11th International Conference on Intelligent Systems and Control (ISCO), IEEE, 134-139.

The Telegraph Reporters. Horse meat scandal: timeline. (2013). Available: <https://www.telegraph.co.uk/foodanddrink/9857136/Horse-meat-scandal-timeline.html>

Viazzi, S., Bahr, C., Van Hertem, T., Schlageter-Tello, A., Romanini, C., Halachmi, I., Lokhorst, C., & Berckmans, D. (2014). Comparison of a three-dimensional and two-dimensional camera system for automated measurement of back posture in dairy cows, *Computers and Electronics in Agriculture*, 100, 139–147.

Wang, J., Wang, H., He, J., Li, L., Shen, M., Tan, X., Min, H., & Zheng, L. (2015). Wireless sensor network for real-time perishable food supply chain management, *Computers and Electronics in Agriculture*, 110, 196–207.

Warren, S., Martinez, A., Sobering, T., & Andresen, D. (2008). Electrocardiographic pill for cattle heart rate determination, in 2008 30th Annual International Conference of the IEEE Engineering in Medicine and Biology Society. IEEE, 4852–4855.



© 2018 by the authors. Submitted for possible open access publication under the terms and conditions of the Creative Commons Attribution (CC BY) license (<http://creativecommons.org/licenses/by/4.0/>).