



RESEARCH ARTICLE - TERMITES

Termite (Isoptera) Diversity in a Gallery Forest Relict in the Colombian Eastern Plains

OP PINZON FLORIAN, LS BAQUERO CARVAJAL, MA BELTRAN DIAZ

Universidad Distrital Francisco José de Caldas Bogotá, Colombia

Article History

Edited by

Paulo Cristsaldo, UFS, Brazil

Received 12 August 2016

Initial acceptance 18 September 2016

Final acceptance 04 March 2017

Publication date 29 May 2017

Keywords

Conservation, Orinoco, Colombian eastern plains, macrofauna.

Corresponding author

Olga Patricia Pinzon Florian

Universidad Distrital Francisco José de Caldas

Cra. 5E 3 15-82 Bogotá, D.E. Colombia

E-Mail: opatriciap@udistrital.edu.co

Abstract

Termites are known to influence soil nutrient cycle and decomposition processes, but its diversity and ecology in Colombian gallery forests have been little studied. Richness and relative abundance of termites found in gallery forest fragments protected within commercial forest plantations were quantified. Sampling was conducted at three sites surrounding the creeks Huerta La Grande, Claro and Los Micos, along 50 m long linear transects divided into five plots (10 × 2 m); in total, there were nine transects and 45 plots. Termite sampling involved the examination of fallen branches, pieces of wood in contact with the soil, arboreal termitaria, epigeal nests and soil samples of 20 cm deep (four per plot). Thirty-eight species, from the families Termitidae (Apicotermitinae, Termitinae, Nasutitermitinae, Syntermitinae) and Rhinotermitidae (Heterotermitinae), were found. No differences regarding termite species, abundance or feeding guilds were detected among sampling sites; neither, association between richness or termite abundance, and tree size, or accumulation depth of leaf litter on the soil or canopy light. The termite diversity found in fragments of gallery forest highlights the importance of maintaining this type of vegetation to preserve biodiversity and the ecosystem services derived from the biological activity of termites.

Introduction

Gallery forests along streams and rivers are important elements of the complex natural savanna ecosystems found in the Colombian Orinoco region. The region is currently experiencing accelerated changes in land use, mainly in the Eastern Plains (Romero-Ruiz et al., 2012), that will have unpredictable consequences for its ecological integrity (Lavelle et al., 2014).

Termites are a key group for the dynamics of tropical forests where they are primary decomposers and drivers of nutrient cycling (Ackerman et al., 2009; Bandeira & Vasconcelos, 2003) but research on termites in general in Colombia is scarce and particularly in forest of the Orinoco region (Jiménez & Decaëns, 2006); few records exist for this group in the region (Lasso et al., 2010; Pinzon et al., 2012). The available studies comprise a comparison of the density of soil macrofauna, including termites, in landscapes with

different degrees of intensification (Decaëns et al., 1994), and an analysis of the spatial distribution of nutrients in epigeal termite mounds of *Nasutitermes* in a gallery forest (Jiménez & Decaëns, 2006).

Termites are sensitive to habitat fragmentation and changes in soil use (Bandeira & Vasconcelos, 2003; Constantino & Schlemmermeyer, 2000; Ackerman et al., 2009; Moura et al., 2009). Therefore, their diversity may serve as an indicator of conservation status, for example in forest fragments (Alves et al., 2011, Oliveira et al., 2013, Almeida et al., 2016). Termites are the most abundant organisms in the soil macrofauna of natural ecosystems and semi-cultivated and cultivated areas in the Eastern Plains of Colombia, where they can form more than 50% of the total abundance (Decaëns et al., 1994; Lavelle et al., 2014). Termite activity influences the physical, chemical and biological activity of soils in this region (Galvis et al., 1978; Decaëns et al., 1994; Jiménez & Decaëns, 2006).



The aim of this study was to characterize termite diversity in fragments of gallery forests conserved within a landscape matrix of pastures and commercial forest plantations in the Eastern Plains of Colombia, in the Orinoco region. We hypothesized that characteristics of the forest (e.g. tree size, canopy light and organic matter accumulation) may explain termite species composition found in the areas.

Materials and methods

Sampling was carried out in gallery forests surrounding the creeks known as Huerta La Grande, Claro and Los Micos, in the basin of the Upia River in the municipality of Villanueva, department of Casanare, Colombia, within the geological formation known as Mesa de San Pedro 4°39.386' N 72°55.185' W. The three sites are 2 – 5 km apart and differ in their accessibility for humans, vegetation structure and development. The gallery forest sites have been protected since 1980, and are within commercial pine and eucalyptus plantations.

The area is located at approx. 360 m elevation, has an annual average rainfall of approx. 2900 mm and distinct wet and dry seasons. Rain occurs mostly from April to November; the dry season is from December to March. The annual average temperature in the area is 25.8 °C. The area is within the tropical rainforest life zone, and the vegetation diversity and structure of the sampling sites were characterized by Fernandez et al. (2012).

At each site, termite samples were obtained using the sampling protocol described by Jones and Eggleton (2000) with some modifications: along three linear transects, each 50m long and divided into five plots (10 × 2 m), resulting in 15 plots per site and 45 plots in total. There were at least 50 m from the edge of the forest to each transect and 50m of distance between them, following the linear shape of the forest that surround the creeks. Sampling took 60 minutes per plot; the total sampling effort was 45 hours. Sampling involved examination of and direct manual capture of termites from epigeal nests, fallen branches, pieces of wood in contact with the soil, superficial organic soil layer (four samples per plot: 20 x 20 cm [length x width] and 20 cm deep), and arboreal termitaria up to 3 m high.

Sampling took place at the beginning of the wet season (April 2013) in the Huerta La Grande site, and at the end of the wet season (November 2013) in the remaining two sites.

To describe the structural and environmental characteristics of each sampling site, the height and trunk diameter of trees located on the main line of each transect were measured using an ultrasound measurement instrument (Haglof Vertex IV) and diametric tape, respectively. Also, the percentage of canopy cover was estimated from photographs taken using a fisheye lens adapted to a camera compatible with Winscanopy software. In addition, leaf litter accumulation depth was measured at three points per plot, and the average used for statistical purposes. Also, one soil sample was taken per site to determine soil moisture content, pH and organic C.

Identification at the genus and species levels was conducted using appropriate keys (Bourguignon et al., 2010, 2013, 2016; Carrijo et al., 2011; Constantino, 2002; Cuezco & Canello, 2009; Rocha et al., 2012), and by comparison with some specimens kept at the collection (CEFUD) that had been identified by Dr. Reginaldo Constantino. *Nasutitermes* and *Heterotermes* samples were reviewed by Dr. Tiago Fernandes Carrijo. In addition, specimens for which it was not possible to confirm the species were named and numbered as morphospecies.

Samples of Apicotermitinae containing at least ten individuals were separated at the species and morphospecies levels by dissecting the enteric valve and comparing its morphology with that described in the literature (Bourguignon et al., 2010, 2013, 2016). Termite samples are kept in 2 ml vials containing 85% ethanol, in the Colección Entomológica Forestal (CEFUD) at Universidad Distrital Francisco Jose de Caldas in Bogota D.C.

Termites were assigned to the feeding guilds described in the literature (Donovan et al., 2001) using available information for the genus/species (De Souza & Brown, 1994, Constantino, 1999, Bourguignon et al., 2016). Feeding guilds included xylophages (feed on wood), humivores (feed on humus and soil organic matter), intermediate feeders (feed at the soil/wood interface and do not fit into the categories mentioned above; collected under decomposed fallen logs) and litter feeders (feed on plant material deposited on the surface of the forest floor, including grasses, leaf material, litter).

The relative abundance of each termite species (expressed as the number of encounters) was determined by recording the presence of each species only once in each plot up to a maximum of five per transect (15 per site). Richness was calculated as the number of species and morphospecies found at each site.

Termite diversity was characterized using estimated species number based on coverage rarefaction (Chao & Joost, 2012). We obtained estimated richness (q_0) and the estimators Shannon ($q=1$) and Simpson ($q=2$) with a 95% confidence level. To test the hypothesis of differences in termite species composition among sites, we performed a Permutational Analysis of Variance (PERMANOVA; $\alpha:0,05$) based on Bray–Curtis dissimilarity (Anderson, 2005). All the analyses were performed with the software R (R Development Core Team, 2014), using the vegan package (Oksanen et al., 2012) and iNEXT (Hsieh et al., 2016). To test the hypothesis of differences in termite abundance or richness among sites regarding feeding guilds and to compared tree size, canopy light and Organic matter accumulation among sites we performed a one-way ANOVA using SPSS (IBM SPSS version 20).

Results

Termites from 24 genera and approximately 38 species were found in a total of 278 samples (Table 1) and 199 encounters. Most species and morphospecies (81.2%) belonged to the family Termitidae (and to the subfamilies

Table 1. Termite diversity, relative abundance, and feeding guilds of termites found in gallery forests. X: xylophagous, H: humivorous, L: litter feeder, I: intermediate; C: Caño Claro, HLG: Caño Huerta La Grande, M: Caño Los Micos.

Taxon	Claro	Huerta La Grande	Los Micos	Total	Feeding group	Feeding habits references
Rhinotermitidae	12	10	11	33		
Coptotermitinae	0	0	1	1		
<i>Coptotermes testaceus</i> (Linnaeus, 1758)	0	0	1	1	X	Constantino, 1999; Donovan <i>et al.</i> 2001
Heterotermitinae	11	9	10	30		
<i>Heterotermes tenuis</i> (Hagen, 1858)	7	8	7	22	X	Constantino, 1999; De Souza & Brown, 1994
<i>Heterotermes convexinotatus</i> (Snyder, 1924d)	4	1	3	8	X	Constantino, 1999; De Souza & Brown, 1994
Rhinotermitinae	1	1	0	2		
<i>Rhinotermes marginalis</i> (Linnaeus, 1758)	1	1	0	2	X	Constantino, 1999; De Souza & Brown, 1994
Termitidae	60	39	67	166		
Apicotermitinae	7	8	19	34		
<i>Anoplotermes parvus</i> Snyder, 1923	2	0	1	3	H	Constantino, 1999; De Souza & Brown, 1994
Apicotermitinae sp. 1	1	0	1	2	H	Constantino, 1999; De Souza & Brown, 1994
Apicotermitinae sp. 2	0	1	1	2	H	Constantino, 1999; De Souza & Brown, 1994
Apicotermitinae sp. 3	0	2	1	3	H	Constantino, 1999; De Souza & Brown, 1994
Apicotermitinae sp. 4	0	3	4	7	H	Constantino, 1999; De Souza & Brown, 1994
Apicotermitinae sp. 5	3	1	1	5	H	Constantino, 1999; De Souza & Brown, 1994
<i>Patawatermes turricola</i> (Silvestri, 1901)	1	1	7	9	H	Bourguignon <i>et al.</i> , 2016
<i>Ruptitermes</i> sp. 1	0	0	2	2	H	Constantino, 1999; De Souza & Brown, 1994
<i>Ruptitermes</i> sp. 2	0	0	1	1	H	Constantino, 1999; De Souza & Brown, 1994
Nasutitermitinae	26	17	29	72		
<i>Angularitermes nasutissimus</i> (Emerson, 1925)	0	0	1	1	I	Constantino, 1999
<i>Atlantitermes raripilus</i> (Emerson, 1925)	1	0	0	1	I	Constantino, 1999
<i>Coatitermes clevelandi</i> (Snyder, 1926,d)	1	2	0	3	I	Constantino, 1999
<i>Nasutitermes banksi</i> Emerson, 1925	5	4	6	15	X	Constantino, 1999; De Souza & Brown, 1994
<i>Nasutitermes</i> cf. <i>ephratae</i>	6	3	3	12	X	Constantino, 1999; De Souza & Brown, 1994
<i>Nasutitermes</i> cf. <i>gaigei</i>	0	0	1	1	X	Constantino, 1999; De Souza & Brown, 1994
<i>Nasutitermes</i> cf. <i>guayanae</i>	5	4	7	16	X	Constantino, 1999; De Souza & Brown, 1994
<i>Nasutitermes</i> cf. <i>similis</i>	7	3	8	18	X	Constantino, 1999; De Souza & Brown, 1994
<i>Nasutitermes</i> cf. <i>surinamensis</i>	0	1	0	1	X	Constantino, 1999; De Souza & Brown, 1994
<i>Rotunditermes bragantinus</i> (Roonwal & Rathore)	0	0	3	3	X	Constantino, 1999
<i>Subulitermes</i> sp.1	1	0	0	1	H	Constantino, 1999; De Souza & Brown, 1994

Table 1. Termite diversity, relative abundance, and feeding guilds of termites found in gallery forests. X: xylophagous, H: humivorous, L: litter feeder, I: intermediate; C: Caño Claro, HLG: Caño Huerta La Grande, M: Caño Los Micos. (Continuation)

Taxon	Claro	Huerta La Grande	Los Micos	Total	Feeding group	Feeding habits references
Syntermitinae	11	2	10	23		
<i>Cyrtillitermes angulariceps</i> (Mathews,1977)	1	0	0	1	H	Constantino, 1999
<i>Embiratermes neotenicus</i> (Holmgren,1906)	2	1	6	9	I	Constantino, 1999
<i>Labiotermes labralis</i> (Holmgren,1906)	0	0	3	3	H	Constantino, 1999; Donovan <i>et al.</i> 2001
<i>Mapinguaritermes cf. grandidens</i> (Silvestri,1901)	1	0	0	1	I	Constantino, 1999
<i>Silvestritermes cf. euamignathus</i> (Silvestri,1901)	3	0	0	3	I	Constantino, 1999
<i>Syntermes</i> sp.1	4	1	1	6	L	Constantino, 1999; Donovan <i>et al.</i> 2001
Termitinae	16	12	9	37		
<i>Crepititermes verruculosus</i> Emerson, 1925	1	0	0	1	H	Constantino, 1999
<i>Cylindrotermes flangiatus</i> (Holmgren, 1906)	1	1	1	3	X	Constantino, 1999
<i>Cylindrotermes parvignathus</i> (Holmgren, 1906)	3	0	1	4	X	Constantino, 1999
<i>Microcerotermes cf. exiguus</i> (Hagen,1858)	5	5	4	14	X	Constantino, 1999
<i>Neocapritermes cf. pumilis</i> Constantino,1991c	1	0	0	1	X	Constantino, 1999
<i>Neocapritermes cf. talpoides</i> Krishna & Araujo, 1968	0	1	0	1	X	Constantino, 1999
<i>Neocapritermes cf. taracua</i> Krishna & Araujo, 1968	0	0	1	1	X	Constantino, 1999
<i>Termes</i> sp.1	5	5	2	12	I	Constantino, 1999; De Souza & Brown, 1994
Total morphospecies	25	20	27	38		
Relative abundance	72	49	78	199		

Apicotermitinae [23.7%], Nasutitermitinae [31.4%], Termitinae [21.0%], and Syntermitinae [15.8%]); the remaining (11.4%) belonged to the family Rhinotermitidae.

Termites were found in 98% of the 45 plots and in 17% of the 180 soil samples examined. Seventy-five per cent of the 198 encounters were with termites of the genera *Nasutitermes*, *Heterotermes*, *Anoplotermes*, *Microcerotermes*, *Termes* and *Embiratermes*. The most abundant species found was *Heterotermes tenuis* followed by *Nasutitermes similis*, *N. cf. guayanae* and *N. banksi*. Approximately 30% of the morphospecies were found only once.

In the three sampling sites, richness ranged from 20 (52.6% of the total number of morphospecies) to 27 (71%), and abundance (number of encounters) ranged from 49 (24.6%)

Table 2. Relative abundance (%) of termite samples according to foraging substrate.

Collection substrate	Claro	Los Micos	Huerta La Grande	Total
Arboreal	3.3	0.7	2.9	6.9
Dead wood	28.7	17.1	30.9	76.7
Mound	1.8	1.5	2.9	5.5
Soil sample	2.2	4.0	4.7	10.9
Total	36.0	23.3	41.5	100

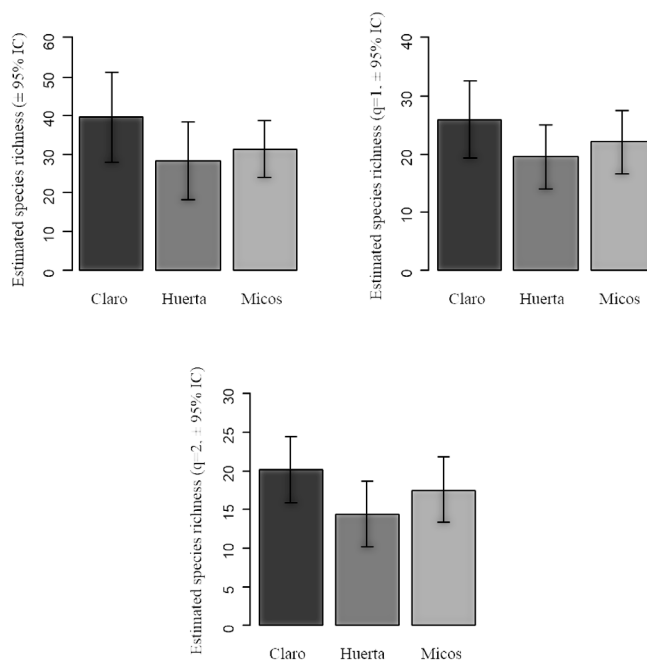


Fig 1. Estimated termite species richness by coverage - based rarefaction in Caño Claro, Huerta La Grande and Los Micos gallery forests. Estimates are based on 0.86 coverage. Error bars correspond to 95% confidence intervals.

of the total number of encounters to 78 (39.2%). The maximum percentage of total morphospecies and species found in each site was 70%; about 30% of the species we sampled were singletons or doubletons.

Although, at the Huerta La Grande numerically lower number of species and encounters were found, estimated species richness (q^0) based on coverage rarefaction including 95% confidence intervals indicates no significant differences among sampling sites, therefore, neither significant differences were estimated regarding Shannon (q^1) or Simpsons (q^2). As observed in Figure 1, confidence intervals overlap among sampling sites.

Sampling coverage curve including interpolation and extrapolation values for each sampling site, averaged 82% of completeness, and indicates a trend towards stabilization, suggesting the sampling appropriately represent the termite diversity in the area (Figure 2).

The 38 termite species and morphospecies found were assigned to four feeding guilds as follows: xylophages 42.47%, humivores 34.2%, intermediate feeders 18.4% and litter feeders 2.6%. Xylophagous dominated (61.8% on average) the encounters per site (Figure 2). Most termites (76.7%) were collected foraging in deadwood (Table 3). The sampling sites were also similar regarding termite richness or abundance of feeding guilds (Figure 3).

Size of the trees (expressed by height and diameter) was higher in Caño Claro (Table 4). However, we did not find any structural variable related with diversity as indicated by the PERMANOVA analysis based on Bray-Curtis dissimilarity and including the structural variables (Table 5).

Discussion

In this study, *Angularitermes*, *Crepititermes*, *Mapinguaritermes* and *Subulitermes* were recorded for the first time in Colombia, and *Rhinotermes*, *Coptotermes*,

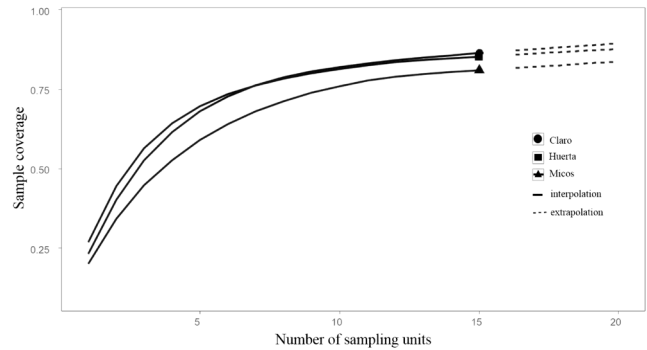


Fig 2. Sample coverage curve as indicative of sampling completeness at Caño Claro, Huerta La Grande and Los Micos gallery forests.

Table 3. Summary of One-way ANOVA of structural and environmental variables.

Site	Trees per transect	DAP (cm)	Tree height (m)	Organic matter accumulation (cm)	Canopy light (%)	Organic Carbon (%)	pH	Soil moisture (%)
Claro	8 ± 2.5	24.2 ± 8.4 a	15.3 ± 3.3 a	3.7 ± 1.4 a,b	13.7 ± 5.6 a	3.0	4.4	29
Huerta La Grande	23 ± 7.2	13.6 ± 3.4 b	10.2 ± 4.7 b	4.6 ± 1.6 b	16.0 ± 5.3 a	1.2	4.5	9
Los Micos	18 ± 6.1	11.7 ± 6.3 b	11.1 ± 2.5 b	3.1 ± 1.3 a	15.8 ± 6.0 a	4.3	4.3	22.3
<i>df</i> :		2	2	2	2			
<i>p</i>		0,000	0.001	0,018	0,46			
<i>f</i>		***	***					

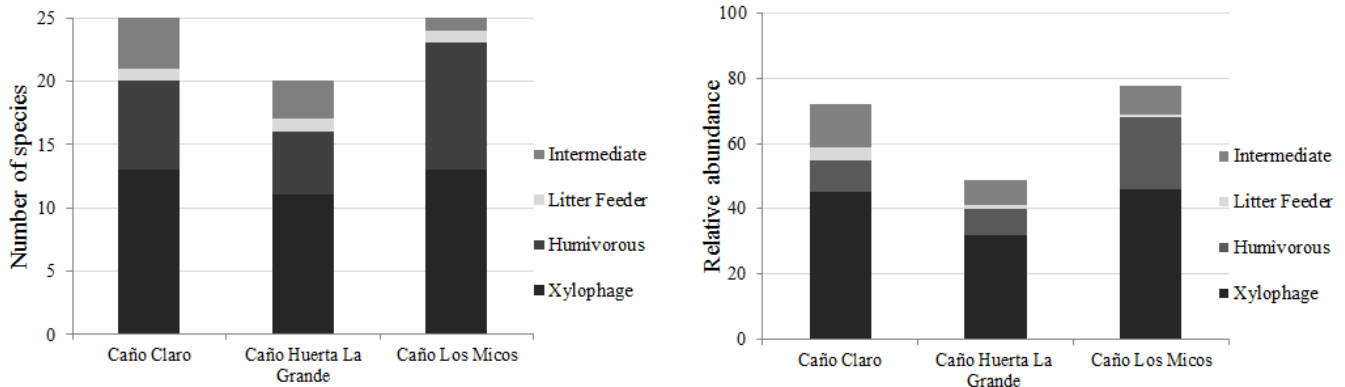


Fig 3. Richness (a) and abundance (b) of termites by trophic guild in Caño Claro, Huerta La Grande and Los Micos. Relative number of species (top left), relative number of encounters (below, left.)

Table 4. Summary of PERMANOVA of termite composition including sampled sites and forest structural variables.

Sources of variation	df	SS	Mean SS	F Model	R ^{2**}	p value
DAP (cm)	1	0,288	0,288	0,741	0,017	0,795
Tree height (m)	1	0,390	0,390	1,003	0,023	0,443
Canopy light (%)	1	0,290	0,290	0,747	0,017	0,768
Organic matter acum. (cm)	1	0,313	0,313	0,804	0,018	0,679
Residuals	39	15,169	0,388	0,909		
Total	44	16,685	1			

** Variance explained by each source of variation.

Cyrtillitermes, *Coatitermes* and *Termes* were recorded for the first time in the Orinoco region of Colombia. Consequently, our findings increase to 27, the number of genera and to 40 the number of (morpho) species of termites known to occur in the Orinoco region (Vargas-Niño et al., 2005; Morales-Castaño & Medina, 2009; Pinzón et al., 2012).

Unfortunately, was impossible to compare the diversity and abundance found in our study with those of other Colombian studies because there have been no previous reports of inventories from Colombian gallery forests. However, unpublished data (Pinzon personal communication) found only 21 morphospecies from 18 genera in a gallery forests and 10 genera in a commercial rubber plantation (Pinzon et al., 2012) in Pto. López, a nearby location to the study site from the present study. Sampled sites in the current study kept 40% more species.

Although primary Amazonian forests may substantially differ from the forest of our study, only in order to have a reference, a recent study, using the sampling protocol, revealed eighteen more species than our study in a primary no flooding forest in central Amazonia (Ackerman et al., 2009). The same study reported humivorous to account for 50% of the encounters (we found 20%), and the dominance of Nasutitermitinae, as well as *Nasutitermes*. In another study in tropical forests, Jones et al. (2003) found fewer number of species than reported here, in a primary forest (34 species), with substantial dropping of termite diversity and encounters when progressive degree of land use disturbance was compared; a trend that appear to be consistent when natural forest is replaced by agricultural activities.

Seventeen species of termites (61.8%) belonging to the xylophagous feeding guild were found in the areas. As indicated in a study of a gallery forest in the Cerrado (Oliveira et al., 2013), we also expected to find more representatives of this guild than the others, given the easy availability of wood and cellulosic resources derived from fallen branches, palm leaves and mulch at the sites sampled in this study (most of the xylophagous were collected in dead wood pieces in the forest floor). Species of *Heterotermes* and *Nasutitermes* were the main removers of wood and leaf litter in the study areas. Contrary to Oliveira et al. (2013), xylophage species in our study were found foraging within the niches explored in this sampling method and predominated in the samples, while humivorous where the second more important group.

Structural and environmental variables of forests have been used to attempt to explain termite diversity (Davies et al., 2003; Apolinario & Martius, 2004; Vasconcellos et al., 2010; Dahlsjö et al., 2015). In particular, leaf litter accumulation depth and the basal area of woody plants may correlate with termite abundance (Gillison et al., 2013), and tree size may correlate with the abundance of some Termitidae, particularly those that build arboreal termitaria (Gillison, 2003; Jones et al., 2003; Gonçalves et al., 2005). In this study, the site Claro had more well-developed trees (with greater trunk diameter and height) than Los Micos and Huerta La Grande, however, these structural differences in the habitat did not influenced the termite diversity; neither the abundance or richness of any feeding group differed significantly between sites as have been reported in some tropical forest (Jones et al., 2003).

Our results are similar to recent observations in some Brazilian forest fragments (Oliveira et al., 2013; Almeida et al., 2016), in which termite diversity is not directly explained by the structural/environmental variables of the vegetation included in those studies. Besides vegetation structure and environmental conditions, understanding termite plasticity and habitat requirements as well as quality and availability of food (Kirton et al., 1999; Araujo et al., 2011; Almeida et al., 2016) or predation (Dambros et al., 2016) may contribute to better explain termite diversity association in these particular habitats.

The low soil moisture content (9%) at Huerta La Grande, due to the fact that sampling was done in a relatively drier period at this site, may explain the lower numerical values of richness and abundance of termites at this site compared to the other two sites, which were sampled in a more humid period. It is known how the frequency of encounters, especially with subterranean termites, decreases during dry times. Under these conditions, termites migrate to deeper soil layers, because high temperatures and low humidity in the surface layers of wood strongly limit superficial foraging (Nobre et al., 2009). Decreases in termite abundance and richness in rubber tree plantations during the dry period have been reported in areas close to our sampling site (Pinzón et al., 2012).

Despite the fact that the gallery forest relicts included in this study are subject of anthropocentric pressure derived from the surrounding forested and pasture matrix, diversity of termites found in this study are considerable, and besides adding to our knowledge about local and regional termite fauna

in Colombia, also highlights the importance of gallery forest fragments as reservoirs for these key arthropods. Termites are of clear conservation interest; therefore, other forest fragments with lower or no human influence in the Orinoco region should be surveyed to obtain a better representation of the termite diversity of the region.

Acknowledgements

We are grateful to Guido Gasca and Mónica Sarmiento and REFOCOSTA S.A.S for providing logistic support and access to sampling sites. Laboratory and field assistants: Natalia Arias, Daniel Castro, Jeffer Vega and Eulises Vanegas and Yulieth Toro. Dr. Tiago Carrijo revised samples of *Heterotermes*, *Nasutitermes* and some Apicotermatinae. Dr. Jaime Pinzon and MSc. Walter Garcia provided support for community data analysis. We are indebted to anonymous reviewers for providing comments and insights of an earlier version of this paper. Fieldwork, field assistance and publication were supported by Centro de Investigaciones Científicas, Universidad Distrital Francisco José de Caldas and Colciencias Contrato 415 de 2013. OPP wrote the proposal, participated in field collecting, did the identification to species and morphospecies, analyzed data and wrote the paper; LBC and MBD participated in field collecting, laboratory sorting and genus taxonomic determination.

References

Ackerman, I. L., Constantino, R., Gauch Jr, H. G., Lehmann, J., Riha, S. J. & Fernandes, E. (2009). Termite (Insecta: Isoptera) species composition in a primary rain forest and agroforests in Central Amazonia. *Biotropica*, 41: 226-233. doi: 10.1111/j.1744-7429.2008.00479.

Almeida, C. S., Cristaldo, P. F., Florencio, D. F., Ribeiro, E. J. M., Cruz, N. G., Silva, E. A., Costa, D. A. & Araújo, A. P. A. (2016). The impact of edge effect on termite community (Blattodea: Isoptera) in fragments of Brazilian Atlantic rainforest. *Brazilian Journal of Biology*, Epub September 26, doi: 10.1590/1519-6984.17815

Alves, W de F, Mota, A.S., Lima, R.A.A. de, Bellezoni, R, & Vasconcellos, A. (2011). Termites as bioindicators of habitat quality in the Caatinga, Brazil: Is there agreement between structural habitat variables and the sampled assemblages? *Neotropical Entomology*, 40: 39-46. doi: 10.1590/S1519-566X2011000100006

Anderson, M. 2005. PERMANOVA: a Fortran computer program for permutational multivariate analysis of variance. Department of Statistics, University of Auckland, Auckland, New Zealand.

Apolinário, F. & Martius, C. (2004). Ecological role of termites (Insecta, Isoptera) in tree trunks in central Amazonian rain forests. *Forest Ecology and Management*, 194: 23-28.

doi: 10.1016/j.foreco.2004.01.052

Bandeira, A. G., Vasconcellos, A., Silva, M. P. & Constantino, R. (2003). Effects of habitat disturbance on the termite fauna in a highland humid forest in the caatinga domain Brazil. *Sociobiology*, 42: 117-127.

Bourguignon, T., Scheffrahn, R. H., Krecek, J., Nagy, Z. T., Sonet, G. & Roisin, Y. (2010). Towards a revision of the Neotropical soldierless termites (Isoptera: Termitidae): redescription of the genus *Anoplotermes* and description of *Longustitermes*, gen. nov. *Invertebrate Systematics*, 24: 357-370. doi: 10.1071/IS10012

Bourguignon, T., Šobotník, J., Hanus, R., Krasulová, J., Vrkoslav, V., Cvačka, J. & Roisin, Y. (2013). Delineating species boundaries using an iterative taxonomic approach: The case of soldierless termites (Isoptera, Termitidae, Apicotermatinae). *Molecular Phylogenetics and Evolution*, 69: 694-703. doi: 10.1016/j.ympev.2013.07.007

Bourguignon, T., Scheffrahn, R. H., Nagy, Z. T., Sonet, G., Host, B. & Roisin, Y. (2016). Towards a revision of the Neotropical soldierless termites (Isoptera: Termitidae): redescription of the genus *Grigiotermes* Mathews and description of five new genera. *Zoological Journal of the Linnean Society*, 176: 15-35. doi: 10.1111/zoj.12305

Carrijo, T. F., Rocha, M. M., Cuezco, C. & Canello, E. M. (2011). Key to the soldiers of *Angularitermes* Emerson with a new species from Brazilian Amazonia (Isoptera: Termitidae: Nasutitermitinae). *Zootaxa*, 296: 61-68.

Chao, A. & Jost, L. (2012) Coverage-based rarefaction and extrapolation: standardizing samples by completeness rather than size. *Ecology*, 93: 2533-2547. doi: 10.1890/11-1952.1

Constantino, R. (1999). Chave ilustrada para identificação dos gêneros de cupins (Insecta: Isoptera) que ocorrem no Brasil. *Papéis Avulsos de Zoologia*, 40: 387-448.

Constantino, R. (2002). An illustrated key to Neotropical termite genera (Insecta: Isoptera) based primarily on soldiers. *Zootaxa*, 67: 1-40.

Constantino, R. & Schlemmermeyer, T. (2000). Cupins (Isoptera). In Cleber J. R. Alho(Org.). (Ed.), *Fauna de Manso: Diagnóstico, Diversidade, Habitats e Conservação da área sob influência do Reservatório da Hidrelétrica no Município de Chapada dos Guimarães, Mato Grosso*. (pp. 129–151). Brasília: Eletronorte/Ibama: Universidad de Brasilia.

Cuezco, C. & Canello, E. M. (2009). A new species of *Obtusitermes* (Isoptera, Termitidae, Nasutitermitinae) from South America. *Zootaxa*, 1993: 61-68.

Dahlsjö, C.A.L., Parr, C.L., Malhi, Y. P. & Eggleton, P. (2015). Describing termite assemblage structure in a Peruvian lowland tropical rain forest: a comparison of two alternative methods. *Insectes Sociaux*, 62: 141-150. doi: 10.1007/

s00040-014-0385-z

- Cristian S. Dambros, C., Morais, J., Vasconcellos, A. Souza, J., Franklin, E. & Gotelli, N. (2016). Association of Ant Predators and Edaphic Conditions with Termite Diversity in an Amazonian Rain Forest. *Biotropica*, 48: 237-224. doi: 10.1111/btp.12270
- Davies R.G., Hernández L.M., Eggleton P., Didham R.K., Fagan L.L. & Winchester N. (2003). Environmental and spatial influences upon species composition of a termite assemblage across neotropical forest islands. *Journal of Tropical Ecology*, 19: 509-524. doi: 10.1017/S0266467403003560
- Decaëns, T., Lavelle, P., Jimenez, J., Rippstein, G. & Escobar, G. (1994). Impact of land management on soil macrofauna in the Oriental Llanos of Colombia. *European Journal of Soil Biology*, 30: 157-168.
- De Souza, O.F.F. & Brown, V.K. (1994). Effects of habitat fragmentation on Amazonian termite communities, *Journal of Tropical Ecology*, 10: 197-206. doi: 10.1017/S0266467400007847.
- Donovan, S., Eggleton, P. & Bignell, D. (2001). Gut content analysis and a new feeding group classification of termites. *Ecological Entomology*, 26: 356-366.
- Fernández, F., Martínez, Y. K. & Sarmiento, M. B. (2012). Biodiversidad vegetal asociada a plantaciones forestales de *Pinus caribaea* Morelet y *Eucalyptus pellita* F. Muell. establecidas en Villanueva, Casanare, Colombia. *Revista de la Facultad Nacional de Agronomía*, 65: 6749-6764
- Galvis, C., Chamorro, C. & Cortes, A. (1978). Actividad de las termitas en algunos suelos de la Orinoquia Colombiana. *Revista Colombiana de Entomología*, 4: 51-60.
- Gillison, A. (2003). Vegetation indicates diversity of soil macroinvertebrates: a case study with termites along a land-use intensification gradient in lowland Sumatra. *Organisms Diversity and Evolution*, 3: 111-126. doi: 10.1078/1439-6092-00072
- Gillison, A. N., Bignell, D. E., Brewer, K. R. W., Fernandes, E. C. M., Jones, D. T., Sheil, D., May P. H., Watt, A.D., Constantino, R. Hairiah, K., Jepson, P., Kartono, A.P., Maryanto, I., Neto, G. G., Noordwijk, M., Silveira, E., Susilo, F. X., Volsti, S.A. & Nunes, P. C. (2013). Plant functional types and traits as biodiversity indicators for tropical forests: Two biogeographically separated case studies including birds, mammals and termites. *Biodiversity and Conservation*, 22: 1909-1930. doi: 10.1007/s10531-013-0517-1
- Gonçalves, T., Souza, O. F. de, Reis Júnior, R. & Ribeiro, S. (2005). Effect of tree size and growth form on the presence and activity of arboreal termites (Insecta: Isoptera) in the Atlantic rain forest. *Sociobiology*, 46: 1-12
- Hsieh, T. C., Ma, K. H. & Chao, A. (2016). iNEXT: an R package for rarefaction and extrapolation of species diversity (Hill numbers). *Methods in Ecology and Evolution*, 7: 1451-1456. doi:10.1111/2041-210X.12613
- IBM SPSS Statistics for Windows, Version 20.0. Armonk, NY: IBM Corp. IBM Corp. Released 2011.
- Jiménez, J. J. & Decaëns, T. (2006). Chemical variations in the biostructures produced by soil ecosystem engineers. Examples from the neotropical savannas. *European Journal of Soil Biology*, 42: 92-102. doi: 10.1016/j.ejsobi.2006.07.040
- Jones, D.T. & Eggleton, P., (2000). Sampling termite assemblages in tropical forests: testing a rapid biodiversity assessment protocol. *Journal of Applied Ecology*, 37: 191-203.
- Jones, D. (2000). Termite assemblages in two distinct montane forest types at 1000 m elevation in the Maliau Basin, Sabah *Journal of Tropical Ecology*, 16: 271-286
- Jones, D. T., Susilo, F. X., Bignell, D. E., Hardiwinoto, S., Gillison, A. & Eggleton, P. (2003). Termite assemblage collapse along a land-use intensification gradient in lowland central Sumatra, Indonesia. *Journal of Applied Ecology*, 40: 380-391. doi: 10.1046/j.1365-2664.2003.00794.x
- Kirton L., Brown V. & Azmi, V. (1999). Do forest-floor wood residues in plantations increase the incidence of termite attack? - Testing current theory. *Journal of Tropical Forest Science*, 11: 218-239.
- Lasso, C., Usma, J. & Rial, A. (2010). Biodiversidad de la cuenca el Orinoco. In C. A. Lasso, J. S. Usma, F. Trujillo, & A. Rial (Eds.), (p. 416). Bogotá D.C., Colombia: Instituto de Investigación de Recursos Biológicos Alexander von Humboldt, WWF Colombia, Fundación Omacha, Fundación La Salle e Instituto de Estudios de la Orinoquia.
- Lavelle, P., Rodríguez, N., Arguello, O., Bernal, J., Botero, C., Chaparro, P., Gómez, G., Gutiérrez, A., Hurtado, M., Loaiza, S., Pulido, S. Rodríguez, E., Sanabria, C., Velásquez, E. & Fonte, S. (2014). Soil ecosystem services and land use in the rapidly changing Orinoco River Basin of Colombia. *Agriculture, Ecosystems and Environment*, 185: 106-117. doi: 10.1016/j.agee.2013.12.020
- Morales-Castaño, I. & Medina, A. (2009). Insectos de la Orinoquia colombiana: evaluación a partir de la Colección Entomológica del Instituto Alexander von Humboldt (IAvH). *Biota Colombiana, volumen especial Orinoquia*, 10 (1-2): 31-53.
- Moura, S., Vasconcellos, A., Bandeira, A. G., Gusma, M. A. B. & Arau, F. P. (2009). Termite assemblages in three habitats under different disturbance regimes in the semi-arid Caatinga of NE Brazil. *Journal of Arid Environments*, 230: 1-5. doi: 10.1016/j.jaridenv.2009.07.007
- Nobre, T., Nunes, L. & Bignell, D. E. (2009). Survey of

subterranean termites (Isoptera : Rhinotermitidae) in a managed silvicultural plantation in Portugal, using a line-intersection method (LIS). *Bulletin of Entomological Research*, 99: 11-21. doi:10.1017/S000748530800607X

Oksanen, J., Blanchet, F.G., Kindt R., Legendre, P., Minchin, P.R., O'Hara, B., Simpson, G.L., Solymos, P., Stevens, M.H.H. & Wagner, H. (2012) VEGAN: Community Ecology package. R Package, v. 2.0-4

Oliveira, D. E., Carrijo, T. F. & Brandão, D. (2013). Species Composition of Termites (Isoptera) in Different Cerrado Vegetation Physiognomies. *Sociobiology*, 60: 190-197. doi: 10.13102/sociobiology.v60i2.

Pinzón, O. P., Hernández, A. M. & Malagón, L. A. (2012). Diversidad de termitas (Isoptera: Termitidae, Rhinotermitidae) en plantaciones de caucho en Puerto López (Meta, Colombia). *Revista Colombiana de Entomología*, 38: 291-298.

R Development Core Team. (2014). R: A Language and Environment for Statistical Computing. Vienna, Austria. Retrieved from <http://www.r-project.org/> Ribeiro,

Rocha, M. M., Canello, E. M. & Carrijo, T. F. (2012). Neotropical termites: revision of *Armitermes* Wasmann (Isoptera, Termitidae, Syntermitinae: Syntermitinae). *Systematic Entomology*, 37: 793-827. doi: 10.1111/j.1365-3113.2012.00645.x

SPSS. IBM Corp. Released 2011. IBM SPSS Statistics for Windows, Version 20.0. Armonk, NY: IBM Corp.

Romero-Ruiz, M. H., Flantua, S. G. A., Tansey, K. & Berrio, J. C. (2012). Landscape transformations in savannas of northern South America: Land use/cover changes since 1987 in the Llanos Orientales of Colombia. *Applied Geography*, 32: 766-776. doi: 10.1016/j.apgeog.2011.08.010

Vargas-Niño, A., Sanchez, O. & Serna, F. (2005). Lista de los géneros de Termitidae (Insecta: Isoptera) de Colombia. *Biota Colombiana*, 6: 181-190.

