

Ewa Jankowska¹

DIRECTIONS OF FOREIGN MIGRATION OF POLES AND THE LEVEL OF SOCIO-ECONOMIC DEVELOPMENT OF THE COUNTRY OF EMIGRATION FROM THE EUROPEAN UNION AREA IN THE YEARS 2004–2011

ABSTRACT

This paper provides an introduction to the enhanced study of the relationships occurring between the choice of the country, to which Polish citizens emigrate, and the level and quality of life in the country of emigration. In the first part of the article the author focused on the major causes of departures of Poles out of the country and the effects of emigration for Poland. Next, the directions of departures of Poles to the EU countries for a temporary stay longer than three months in the period 2004–2012 have been analyzed. In the last part of the paper the author made the preliminary analysis of the relationship between the number of people emigrating to a given country and its level of the socio-economic development. In order to determine the level of the development the Human Development Index has been used.

Keywords: migration, foreign migration, economic migration, socio-economic development, Human Development Index, HDI, social development, economic development

1. INTRODUCTION

The word “migration” is derived from the Latin word *migratio* and means hike, i.e. the movement of the inhabitants of a country or region (Tokarski 1980). The causes of migration may have a different nature: economic (e.g. labor migration) or political (e.g. persecutions, acts

¹ Toruń High School of Banking, e-mail: ewa.jankowska@wsb.torun.pl

of war). The concept of migration is very closely related to the concept of “emigration”. This word comes from Latin *emigratio* and means voluntarily leaving of your home country.

Polish accession to the European Union May 1, 2004 and the opening of European borders has caused the emergence of the phenomenon of the so-called new emigration. New emigration, i.e. the mass movement of the Poles to the area of “old” EU countries represents the unique type of migration. The scale of this phenomenon and the impact it has on our country and other EU countries makes it impossible to go past this subject indifferently.

New emigration is a conscious choice of the place of residence not necessarily consistently with the nationality. It is associated more with the opening to other cultures and greater tolerance than with the change of nationality. New emigration does not have a time limit, which is associated with the freedom to travel around the world. The very characteristic feature is the fact that the new emigration is increasingly becoming a part of the search for identity, and thus a way of life.

This paper provides an introduction to the enhanced study of the relationships occurring between the choice of the country, to which Polish citizens emigrate, and the level and quality of life in the country of emigration. In the article the author mainly focused on the directions of departures of Poles to the EU countries for a temporary stay longer than three months in the period 2004–2012. The particular attention was paid to the causes of these departures. In the last part of the paper the author made the preliminary analysis of the relationship between the number of people emigrating to a given country and its level of the socio-economic development. In order to determine the level of the development the Human Development Index has been used. This ratio is determined by one of the agencies of the United Nations: United Nations Development Program – UNDP for almost all countries in the world (in 2012, the value of HDI was estimated for 187 countries). The value of the HDI allows to conduct comparative studies of social and economic development in the world.

2. METHODOLOGY

This study was based primarily on an analysis of available statistical data. They were mainly obtained from databases GUS. In order to evaluate the level of the socio-economic development, the values of Human Development Index were analyzed. For this purpose the UNDP Reports, published since 1990 by the UN, were used. On the basis of the studies of the literature and web sources, the author obtained information on the effects and causes of emigration of Poles departures.

3. THE MOST COMMON EFFECTS AND CAUSES OF EMIGRATION OF POLES

The effects of migration, particularly international migration, have been an object of analysis of many Polish researchers and specialists in various fields. In the case of Poland the special attention has been paid in recent years on the one of the types of migration, i.e. the economic emigration.

The economic emigration brings both positive and negative effects. It constitutes first of all a source of financial transfers to families in Poland. It exerts an impact on both the

microeconomic plane (e.g. an increase of household income, an increase of their consumption, investment and savings) and the macroeconomic plane (e.g. an increase of aggregate demand for goods, the development of the national economy, the decline of poverty level) of the functioning of the economy. In the second quarter of 2013, the Polish emigrants transferred to Poland 998 million euro. According to the National Bank of Poland, the transfers of Poles working in Germany, the UK and Ireland was dominated (PAP 2013).

The economic emigration has an impact on the situation on the labor market. On the one hand, an increase in the number of people going abroad to find work reduces the size of the labor supply and thereby reduces the level of unemployment in Poland. On the other hand, causes an “outflow” of skilled and entrepreneurial workforce. Its work contributes to the development of the economy and creates new jobs in other countries.

To other positive effects of economic emigration one can include, i.e.:

- a) an increase of the professional experience of emigrants,
- b) getting to know of other cultures,
- c) the development of individuals by undertaking on new challenges,
- d) an increase of knowledge of foreign languages,
- e) transfer of knowledge.

Among the negative effects of economic emigration one lists the most common:

- a) deprecating and wasting of qualifications,
- b) “outflow” of professionals (other countries benefit from expenditures on education of these people, and Poland does not recover these expenditures),
- c) disruption of educational functions of the family.

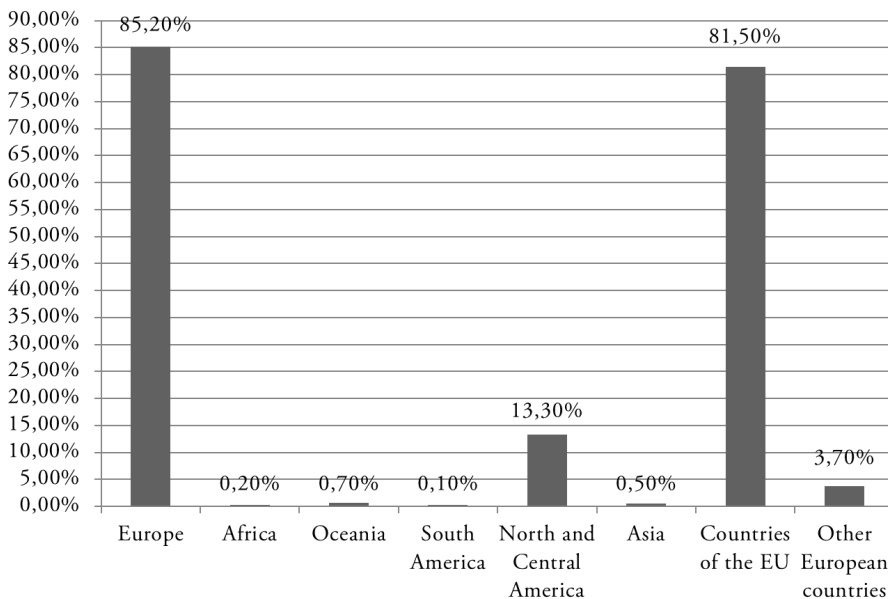
The most common causes of Poles departures abroad include i.a.:

- a) intention of taking up the work,
73% of emigrants left the country in order to work, of which 93% been resident on Europe, including over 88% in the European Union.
- b) family matters,
They were indicated by 16% of people going abroad for a temporary stay longer than three months. This cause of departures was related primarily from: the accompaniment of the family, a combination of family or starting a family. Percentage of people leaving Poland for this reason amounted to 14% in the EU countries.
- c) education,
This group of reasons for departures from the country include, i.e.: taking up studies abroad or improving language skills. With the above-mentioned reasons, Poland has been left by around 6% of emigrants.
- d) treatment and rehabilitation.
This reason was pointed by 0,2% of emigrants.

4. DIRECTION OF EMIGRATION OF POLES IN THE YEARS 2004–2012

In 2011, more than 2 017 000 people permanently residing in Poland were staying temporarily outside our country more than three months. More than 1.5 million people (i.e. almost 78% of emigrants) were staying outside the country 12 months or longer. This was a group of so called long-term emigrants. The remaining part of people constituted short-term emigrants, i.e. persons staying abroad from 3 to 12 months.

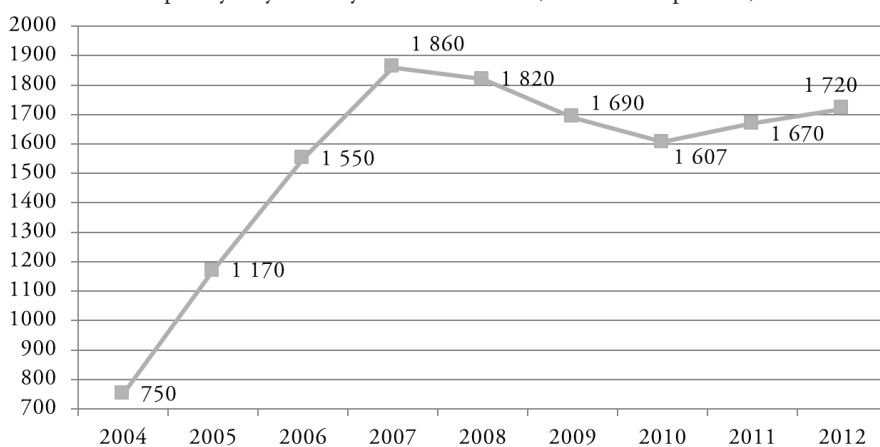
Fig. 1. Emigrants residing in 2011 abroad for more than 3 months according to the continent of residence (in %)



Source: own elaboration on the basis of: <http://stat.gov.pl/obszary-tematyczne/ludnosc/narodowy-spis-powszechny-ludnosci-i-mieszkan-2011/migracje-zagraniczne-ludnosci-nsp-2011,1,1.html> (8.05.2014)

The Poles were on all continents (see Fig. 1). But most often our compatriots have chosen for a temporary stay lasting longer than three months European countries (1 717 000 people, representing over 85%). The EU countries were chosen by 81.5% of emigrants. Therefore, in

Fig. 2. Estimate of the emigration from Poland to 27 countries of the European Union for a temporary stay in the years 2004–2012 (in thousand persons)



Source: own elaboration on the basis of: <http://stat.gov.pl/obszary-tematyczne/ludnosc/narodowy-spis-powszechny-ludnosci-i-mieszkan-2011/migracje-zagraniczne-ludnosci-nsp-2011,1,1.html> (8.05.2014)

the rest of the article only the selected EU countries have been analyzed. The criterion of the selection for the study constituted the number of Poles staying in a given country.

In the beginning of the membership of Poland in the European Union, the scale of emigration from Poland to the EU countries systematically increased (in 2004 amounted to 750 000 persons, in 2005 – 1 170 000 and in 2006 – 1 550 000). The emigration reached the maximum size in 2007 (1 860 000 persons). In the years 2008–2010 the decrease of the number of people emigrating from our country was observed. In the following two years, the size of the emigration again increased slightly (from 1 607 000 in 2010 to 1 720 000 in 2011). This means that the number of consecutive and new abroad departures still remains at a very high level. The results of the National Census from 2011 showed that a significant part of persons who went abroad in the first years of membership of Poland in the EU still remains beyond the borders of our country (GUS 2011).

The results of the National Census of Population and Housing from 2011 confirmed the increase of the number of Poles leaving and staying abroad.

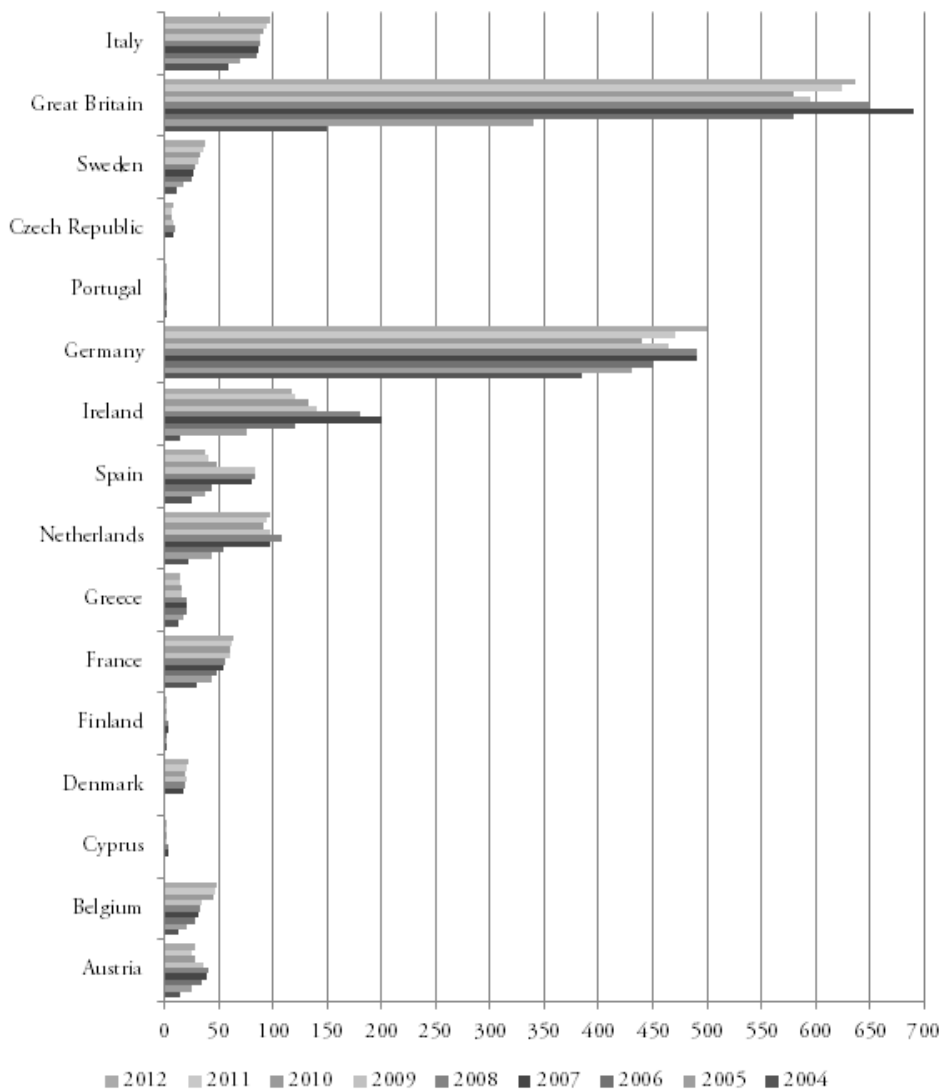
Tab. 1. The estimate of the emigration from Poland for temporary residence to the selected EU countries in the period 2004–2012 (in thousands of persons)

	2004	2005	2006	2007	2008	2009	2010	2011	2012
Austria	15	25	34	39	40	36	29	25	28
Belgium	13	21	28	31	33	34	45	47	48
Cyprus	-	-	-	4	4	3	3	3	2
Denmark	-	-	-	17	19	20	19	21	23
Finland	0,4	0,7	3	4	4	3	3	2	2
France	30	44	49	55	56	60	60	62	63
Greece	13	17	20	20	20	16	16	15	14
Netherlands	23	43	55	98	108	98	92	95	97
Spain	26	37	44	80	83	84	48	40	37
Ireland	15	76	120	200	180	140	133	120	118
Germany	385	430	450	490	490	465	440	470	500
Portugal	0,5	0,6	1	1	1	1	1	1	1
Czech Republic	-	-	-	8	10	9	7	7	8
Sweden	11	17	25	27	29	31	33	36	38
Great Britain	150	340	580	690	650	595	580	625	637
Italy	59	70	85	87	88	88	92	94	97

Source: own elaboration on the basis of: <http://stat.gov.pl/obszary-tematyczne/ludnosc/narodowy-spis-powszechny-ludnosci-i-mieszkan-2011/migracje-zagraniczne-ludnosci-nsp-2011,1,1.html> (8.05.2014)

Since 2006, the most frequently chosen country by Polish emigrants for a temporary residence above three months was the United Kingdom (in 2006 this country was chosen by 580 000 Poles, and in 2012 – by 637 000 persons). In the period 2004–2005, most people went to Germany (respectively: 385 000 and 430 000). Since 2006, Germany is the second most frequently chosen country by Polish emigrants.

Fig. 3. The number of emigrants from Poland for temporary residence to the selected EU countries in the period 2004-2012 (in thousands of persons)



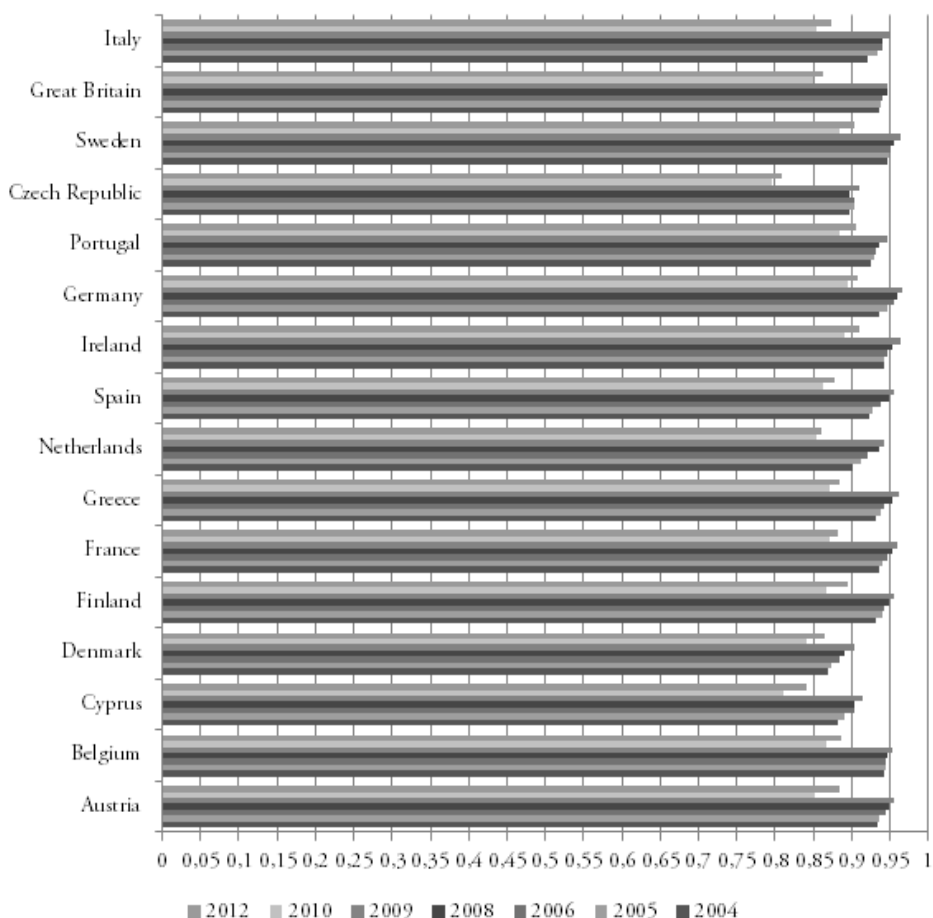
Source: own elaboration on the basis of: <http://stat.gov.pl/obszary-tematyczne/ludnosc/narodowy-spis-powszechny-ludnosci-i-mieszkan-2011/migracje-zagraniczne-ludnosci-nsp-2011,1,1.html> (8.05.2014)

In the analyzed period the following countries were very popular: Ireland (in 2004 15 000 Poles emigrated to this country, and in 2012 their number increased to 118 000), Netherlands (most number of Poles were in this country in the years 2007–2008: 98 000 and 108 000, and in 2012 – 97 000) and Italy (in 2012 the largest number of Poles stayed in this country – 97 000).

5. THE CHOICE OF THE COUNTRY OF EMIGRATION AND THE LEVEL OF SOCIO-ECONOMIC DEVELOPMENT

It seems that making the decision about choosing countries of emigration from the EU area, Polish citizens take into account the level and quality of life in a given country. In 2012, all countries included in the analysis were among the countries with the highest level of socio-economic development according to the Human Development Index HDI, i.e. in the group of very highly developed countries.

Fig. 4. The value of HDI for the selected EU countries in the period 2004–2012



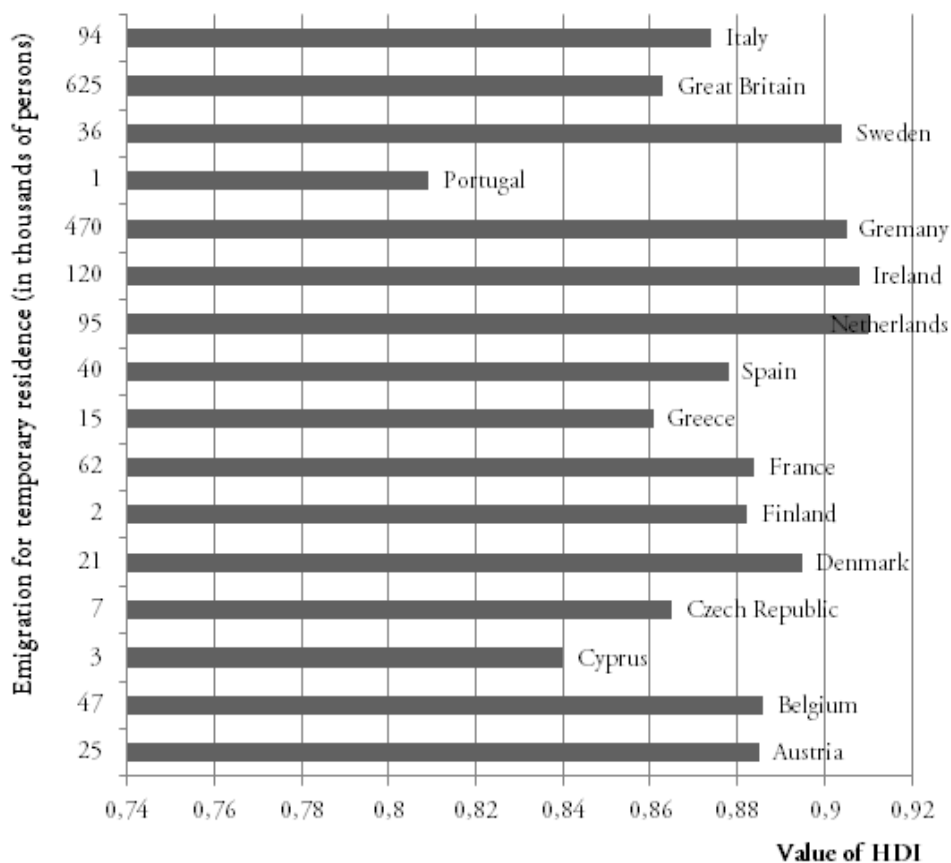
Source: own elaboration on the basis of: Human Development Report 2004: Cultural Liberty in Today's Diverse World, Human Development Report 2005: International cooperation at a crossroads: Aid, trade and security in an unequal world, Human Development Report 2006: Beyond scarcity: Power, poverty and the global water crisis, Human Development Report 2007/8: Fighting climate change: Human solidarity in a divided world, Human Development Report 2009: Overcoming barriers: Human mobility and development, Human Development Report 2010: The Real Wealth of Nations: Pathways to Human Development, Human Development Report 2011: Sustainability and Equity: A Better Future for All.

The study included values that HDI received in the years 2004–2012 for the analyzed European Union Member States. The range of years analyzed, should be divided into two periods: 2004–2009 and 2010–2012. This division is necessary due to the fact that since 2010 the methodology for calculating the HDI has changed. The adoption of the new methodology resulted that the Human Development Index HDI, from 2010 onwards, has taken lower values than those designated in previous years. That does not mean, however, that the level of socio-economic development of the countries decreased.

In years 2004–2012, the value of HDI for all analyzed countries increased. The largest increase was recorded in the case of: Spain (about 0,033 points of HDI), Italy (about 0,031) and France (about 0,029). In 2010 there was a drop in the value of Human Development Index (due to the adoption of a new methodology for its measurement), but already in the following year its value increased. The largest increase took place in the case of Austria and Denmark.

Fig. 5. shows the relationship between the number of people emigrating from Poland and the level of socio-economic development defined by the Human Development Index HDI.

Fig. 5. The relationship between the size of temporary emigration and the values of the HDI in 2011



Source: own elaboration on the basis of: Human Development Report 2004: Cultural Liberty in Today's Diverse World, Human Development Report 2005: International cooperation

at a crossroads: Aid, trade and security in an unequal world, Human Development Report 2006: Beyond scarcity: Power, poverty and the global water crisis, Human Development Report 2007/8: Fighting climate change: Human solidarity in a divided world, Human Development Report 2009: Overcoming barriers: Human mobility and development, Human Development Report 2010: The Real Wealth of Nations: Pathways to Human Development, Human Development Report 2011: Sustainability and Equity: A Better Future for All, <http://stat.gov.pl/obszary-tematyczne/ludnosc/narodowy-spis-powszechny-ludnosci-i-mieszkan-2011/migracje-zagraniczne-ludnosci-nsp-2011,1,1.html> (8.05.2014)

At the beginning of subsection it was mentioned that making the decision about choosing a country of emigration from the EU area, Polish citizens take into account the level and quality of life in a given country. The results of the analysis presented in Figure 5 allow for conclusion that a high level of socio-economic development of the country, it is not the only reason to be taken into account when choosing a country of emigration. In 2012, the highest level of socio-economic development according to HDI values was recorded in the case of: the Netherlands (value of HDI was 0,91), Ireland (0,908), Germany (0,905) and Portugal (0.904). Highest-developed according to the HDI Netherlands placed on the fourth position among the most frequently countries chosen by Polish emigrants. Ireland and Germany were respectively on the third and second place. Portugal, which took 4th place in the ranking of the countries according to the HDI, was the least frequently chosen country by persons departure from Poland. The other hand, the most popular among Polish emigrants: Great Britain was at the fourth place from the end among the analyzed countries according to the level of socio-economic development.

6. CONCLUSION

Polish citizens choosing EU country to which they intend to go on for longer than three months, take into account not only the level of socio-economic development. Despite the fact that the great part of Polish emigrants leave our country for economic reasons, the issues related to the economic development of the country of destination are the only one of the elements taken into account when making decisions. Deciding on the choice of a given state, Poles also take into account other features, such as:

- approach of inhabitants of the country of emigration to immigrants,
- historical background,
- the proximity of the country,
- migration linking (defined as the earlier experiences of relatives, friends).

Consideration of “for” and “against” arguments listed above in large part affects the direction of emigration choose the Poles.

REFERENCES

- Kaczmarczyk P. (2005). *Migracje zarobkowe Polaków w dobie przemian*. Warszawa.
- Lisiecki S. (2007). Ludzie w ruchu. Kontynuacje i kierunki badań nad najnowszą falą emigracji z Polski. In S. Partycki (Ed.), *Nowoczesność i ponowoczesność. Społeczeństwo obywatelskie w Europie Środkowej i Wschodniej*. Lublin: Wydawnictwo KUL.

- Tokarski J. (Ed.). (1980). *Słownik wyrazów obcych*. Warszawa: PWN.
- GUS. (2011). *Narodowy spis powszechny ludności i mieszkań 2011*, from <http://stat.gov.pl/obszary-tematyczne/ludnosc/narodowy-spis-powszechny-ludnosc-i-mieszkan-2011/migracje-zagraniczne-ludnosc-nsp-2011,1,1.html>.
- PAP. (2013). *NBP: w II kw. 2013 roku emigranci przekazali do Polski blisko 1 mld euro*, from <http://www.forbes.pl/w-drugim-kwartale-2013-r-emigranci-przekazali-do-polski-998-mln-euro,artykuly,167913,1,1.html>.
- Świąchłowicz M. (2014, April 1). *Emigracyjny efekt domina, czyli dlaczego wciąż wolimy żyć za granicą?*, from <http://polska.newsweek.pl/liczba-polakow-na-emigracji-powody-emigracji-polakow-emigracja-zarobkowa-polacy-za-granica-newsweek-pl,artykuly,282588,1,3.html>.
- UNDP. (2004). *Human Development Report 2004: Cultural Liberty in Today's Diverse World*, from <http://hdr.undp.org/en/reports>.
- UNDP. (2005). *Human Development Report 2005: International cooperation at a crossroads: Aid, trade and security in an unequal world*, from <http://hdr.undp.org/en/reports>.
- UNDP. (2006). *Human Development Report 2006: Beyond scarcity: Power, poverty and the global water crisis*, from <http://hdr.undp.org/en/reports>.
- UNDP. (2008). *Human Development Report 2007/8: Fighting climate change: Human solidarity in a divided world*, from <http://hdr.undp.org/en/reports>.
- UNDP. (2009). *Human Development Report 2009: Overcoming barriers: Human mobility and development*, from <http://hdr.undp.org/en/reports>.
- UNDP. (2010). *Human Development Report 2010: The Real Wealth of Nations: Pathways to Human Development*, from <http://hdr.undp.org/en/reports>.
- UNDP. (2012). *Human Development Report 2011/12: Sustainability and Equity: A Better Future for All*, from <http://hdr.undp.org/en/reports>.